

RMIT OPEN DAY



Event Guide

11 AUG

City & Brunswick
campuses

4 AUG

Bundoora
campus

Open the door to
endless opportunities.

Contents

What's on at Open Day?	4
Student life and support services at Open Day	5
How to read RMIT's building numbers	7
Questions to ask	8
Access and Inclusion	9
Join our Aviation Academy Open Days	10

Bundoora campus	11	City campus	17
General information	11	General information	17
Campus map	12-13	Campus map	18-19

Biomedical Science	14
■ Biomedical Sciences	
■ Laboratory Medicine	
■ Pharmaceutical Sciences	

Building	14
■ Air-conditioning and Refrigeration	
■ Carpentry	
■ Electrical and Instrumentation	
■ Plumbing	
■ Surveying	

Education	14
■ Education – Primary, Primary and Early Childhood, and Primary and Secondary	
■ Early Childhood Education (postgraduate programs)	
■ Teacher Education (pathways to)	

Health	15
■ Physiotherapy	
■ Medical Imaging (Nuclear Medicine and Radiotherapy)	
■ Nursing (Registered and Enrolled)	
■ Osteopathy	
■ Pharmacy	
■ Psychology (clinic tour)	

Psychology	16
-------------------	-----------

Science	16
■ Biosciences and Biotechnology	
■ Food Technology and Nutrition Science	
■ Science	

Architecture	13
■ Architecture	
■ Building Design	
■ Interior Decoration and Design	
■ Interior Design	
■ Landscape Architecture	
■ Urban Design	

Art	21
■ Arts Management	
■ Creative and Cultural Production	
■ Fine Art – Ceramics, Drawing, Gold and Silversmithing, Painting, Print, Sculpture	
■ Video and Sound	
■ Photography	
■ Photography and Digital Imaging	
■ Visual Art	

Biomedical Sciences	23
■ Biomedical Sciences	
■ Laboratory Medicine	
■ Pharmaceutical Science	

Building	23
■ Air-conditioning and Refrigeration	
■ Building and Construction	
■ Carpentry	
■ Construction Management	
■ Electrical and Instrumentation	
■ Plumbing	
■ Project Management	
■ Surveying	

Business	24
■ Accounting	
■ Accounting and Bookkeeping	
■ Blockchain Enabled Business	
■ Business and Commerce	
■ Business and Technology	
■ Business Information Systems	
■ Commerce	
■ Economics	
■ Entrepreneurship	

Acknowledgement of Country

RMIT University acknowledges the people of the Woi wurrung and Boon wurrung language groups of the eastern Kulin Nations on whose unceded lands we conduct the business of the University. RMIT University respectfully acknowledges their Ancestors and Elders, past and present.

RMIT also acknowledges the Traditional Custodians and their Ancestors of the lands and waters across Australia where we conduct our business.

Artwork: *Luwaytini* by Mark Cleaver, a proud Palawa person and RMIT Master of Human Resource Management student.

- Finance
- Financial Planning
- Global Business
- Human Resource Management
- Leadership and Management (Sport)
- Logistics
- Logistics and Supply Chain
- Management and Change
- Marketing
- Marketing and Communications
- Mortgage Broking
- Project Management
- Social Impact
- Social Media Marketing
- Strategy and Innovation
- Supply Chain and Logistics
- Work-Integrated Learning
- Virtual Reality

Communication 27

- Creative Writing
- Journalism
- Media
- Professional Communication (Advertising)
- Professional Communication (Digital Communication)
- Professional Communication (Public Relations)
- Professional Writing and Editing
- Screen Writing

Design 28

- Animation
- Communication Design
- Digital Media
- Furniture Design
- Games Design
- Graphic Design
- Industrial Design
- Interior Decoration and Design
- Innovation and Technology
- Product Design

Education 29

- Access and Inclusion
- Education Support
- Teacher Education Preparation
- Tertiary Preparation
- Training and Assessment

Engineering 30

- Aerospace Engineering and Aviation
- Applied Technologies and Advanced Manufacturing
- Aviation
- Biomedical Engineering
- Chemical Engineering
- Civil Engineering
- Electrical Engineering
- Electronic and Computer Systems Engineering

- Electronics and Communications Engineering
- Engineering (Aeronautical)
- Engineering (Mechanical)
- Engineering Technology
- Environmental Engineering
- Manufacturing Engineering
- Mechanical Engineering
- Mechatronics
- Software Engineering
- Vocational Education Engineering
- Women in STEM

Environment 32

- Environment and Society
- Environmental Science
- Sustainability and Urban Planning
- Urban and Regional Planning

Fashion 32

- Fashion and Textiles Design
- Fashion
- Fashion Design

Health 33

- Allied Health Assistance
- Dental Assisting
- Dental Studies
- Dental Technology and Prosthetics
- Health Sciences
- Medical Radiations
- Myotherapy and Massage
- Nursing (Registered and Enrolled)
- Osteopathy
- Pharmacy

Information Technology 34

- Augmented and Mixed Reality Games
- Computer Science
- Computing Technologies
- Cyber Security
- Data Science
- Information Technology
- IT and Networking
- Software Engineering
- Vocational Education IT
- Women in IT
- Women in STEM

Law 35

- Criminal Justice
- Criminology and Justice
- Criminology and Psychology
- Law
- Legal and Dispute Studies
- Legal Practice and Conveyancing

Media 36

- Journalism
- Live Production and Technical Services
- Media

- Media and Communication
- Music (Sound Production)
- Music Industry
- Screen and Media

Property 37

- Property Development, Investment and Valuation

Psychology 37

Science 38

- Applied Science
- Biotechnology and Biosciences
- Chemistry
- Conservation and Ecosystem Management
- Environmental Science
- Food Technology and Nutrition Science
- Geospatial Science
- Maths and Statistics
- Physics
- Space Science
- Surveying
- Women in STEM

Social and Community 39

- Alcohol and Other Drugs
- Community Services
- Disability Support
- Individual Support
- International Studies
- International Studies – Languages
- Mental Health
- Sexual Violence, Recognising and Responding to
- Social Science
- Social Work
- Translating and Interpreting
- Youth Work

Brunswick campus 41

General information 41

Campus map 42-43

Design 44

- Graphic Design
- Product Design

Fashion 44

- Custom Made Footwear
- Fashion
- Fashion Design
- Fashion Enterprise
- Fashion Styling
- Textile Design
- Textile Design and Technology

Campus free wifi 47

Register your attendance to WIN 48



What's on at Open Day?

From tours to presentations, here are the main types of events you can catch at RMIT's Open Day. Find your study area's event schedule in the following pages and get ready to open the door to endless possibilities!

Tours

Our Open Day tours are split up into study areas. Join a tour to explore the facilities specific to your course and see where you'll be learning as an RMIT student.

Info points

Our info points are your chance to speak directly to our academics and current students about your course.

Presentations

Presentations can include information about courses, course structure and pathways, as well as topics currently trending in your favourite study area.

Displays

Our displays include exhibits and demonstrations relevant to your course or study area. Displays can involve discovering student art in a gallery or watching lab demonstrations.

Workshops

Our workshops are designed to be informative and interactive. Gain an understanding of key topics within your study area by engaging in group discussion with current students and teaching staff, and getting hands-on in RMIT's facilities.

Activities

Our Open Day activities are your chance to get competitive or creative with a range of hands-on experiences. You could take part in an activity that gives you a glimpse of your future study or lets you test out your interest in a student club.

Where to go when you arrive?

If you're arriving at Open Day and aren't sure where to go first, head straight to the Welcome Marquee. Here's where you'll find the Welcome Marquee at each of our campuses:

- City – On Bowen Street next to Building 1
- Bundoora – Library courtyard
- Brunswick – Campus courtyard

Student life and support services at Open Day

Uni is about so much more than just going to class, and RMIT is home to a vibrant student culture and support services. Here's a taste of the study life and support service teams you can catch on Open Day.

Access and Inclusion

📍 Meet us at our outdoor marquees on the City and Bundoora campuses

The Access and Inclusion team help students from diverse backgrounds overcome social and financial barriers, ensuring everyone can access study at RMIT.

Come say hello to our team at Open Day and learn how life at RMIT can offer equitable learning and access to university through SEAS, SNAP and more.

Women* in STEM

📍 Meet us in our hub on the City campus (Building 10, Level 4, Room 51)

Women* in STEM connects with and provides opportunities for our women and non-binary students to connect, grow and flourish in the field of STEM.

Visit the hub to meet our Women* in STEM ambassadors, try a STEM-based activity, ask questions of the team and attend our Q&A panel sessions at the City campus – check the schedule for exact times.

Industry and global experiences

📍 Meet us at our marquees at all of our campuses, and at the Job Shop on the City campus (Building 10, Level 4, Room 71)

RMIT offers industry and global experiences to suit every student, whether you want to study overseas or get real-world experience from your industry of choice. We can help you find unique job opportunities, build your employability skills, network with industry professionals, and experience the world.

Come by our marquees, which you'll find at each of our campuses on the day. You'll also find us at the Job Shop on the City campus.

Ngarara Willim Centre

📍 Meet us on the City campus (Building 5, Level 1, Room 5)

The Ngarara Willim Centre is a place for Aboriginal and Torres Strait Islander students to access pastoral, academic and cultural support.

Come past the Centre on Open Day to see a live broadcast by local Indigenous radio station 3KND, join a meet and greet with staff and enjoy a complimentary lunch inside!

RMITV

📍 Meet us at our outdoor marquee on Bowen Street at the City campus

RMITV is RMIT's student-run television production house. It produces content for online platforms and Channel 31, a free-to-air community television channel.

We'll be on Bowen Street at the City campus on Open Day if you'd like to chat with the students who make the magic happen.

RMIT Skills and Jobs Centre

📍 Meet us at our info points on the City and Bundoora campuses

Delivered in partnership with the Victorian Department of Education and Training, the RMIT Skills and Jobs Centre offers free, tailored career counselling for prospective students, job seekers and members of the community. At RMIT, we specialise in providing career services to vocational education students.

If you're looking for job insights and career advice, drop by our info points or come along to one of our presentations or workshops at the City and Bundoora campuses on Open Day.

RMIT Library

📍 Meet us on the City campus (Building 10-12, Level 5)

The University Library offers access to study support services and physical and digital collections that give students the resources to accomplish their goals. It's not just a place for research, it also nurtures creativity and invention with facilities such as Makerspace.

Experience our library first-hand by exploring the facilities and speaking to library staff on the day.





RMIT Training

📍 **Meet us at our outdoor marquee on the City campus**

RMIT Training deliver courses to international students to prepare them for study in Australia.

Find us at our marquee on Bowen Street at the City campus, where you can learn more about Foundation Studies and English for Academic Purposes pathway courses that can provide a direct pathway into an RMIT course.

Student clubs and societies

📍 **Meet clubs at their marquees at all campuses**

There's something for everyone. You're guaranteed to find a club that will appeal to your passions and interests.

Many of our clubs and societies will be present at Open Day. Explore what's on offer by visiting each of their marquees to chat to their current members and find out more about them.

Sports and fitness

📍 **Meet us at the Bundoora campus at the indoor courts (Building 203)**

Discover our gyms, fitness facilities, learn about our social sports and clubs, as well as how you can get active at RMIT.

We'll be running activities at the indoor courts (Building 203) on the Bundoora campus where you can check out everything from volleyball to badminton.

Study@RMIT

📍 **Meet us as the General Information marquee across our campuses**

The Study@RMIT team can help answer your course or application questions and provide general information about pathways, important dates and timetable advice.

Our team will be available at the City campus Open Day for sit down one-on-one conversations and application support. See the team at the General Information marquee for more details.

Multifaith Chaplaincy and Wellbeing Centre

📍 **Meet us on the City campus (Building 47)**

Multifaith Chaplaincy provides support to students and staff of all faiths and also offers guidance to those who are non-religious. Everyone is welcome to come and have a chat with a chaplain, even if you don't identify as religious.

Join us for meditation or a prayer in Building 47 on the City campus.

RMIT Vietnam

📍 **Meet us at our outdoor marquee at the City campus**

The RMIT Vietnam Global Experience team will be at Open Day chatting to students about exchange study opportunities at RMIT's Vietnam campuses. The team welcomes you to come by and learn more about what an exchange study experience could look like for you.

In addition to answering all your questions, team members will also be running interactive games at the booth to showcase the exciting cultural and study experiences in Vietnam.



How to read RMIT's building numbers

Need help finding an RMIT building? Just search for the building number on Google Maps!

Once you reach the building you're looking for, check this event schedule to see what level and room your activity is being hosted in. You'll notice signs within the building that look like number codes. These will get you to your level and room, so here's how to decode them like a true RMIT student!

80.5.002

Building no. Level Room number

International students

📍 **Meet us at our outdoor marquee at the City campus and General Information marquees at Brunswick and Bundoora**

The International team is made up of multilingual experts who can help answer any questions you have about getting started and settling into study at RMIT as an international student. Chat to them about everything from study options to visa requirements and receive on-the-spot application assistance.

You'll find team members at each of our Open Day events. They'll be in the same courtyard/lawn as the Welcome marquees at each campus.

RMIT Culture

📍 **Meet us at our galleries on the day (see below for more details)**

RMIT Culture oversees the University's cultural spaces, creative programs and collections. This is the team responsible for bringing many creative opportunities to life at RMIT, including exhibitions, film screenings and more.

Visit Culture at two galleries on Open Day: 'Future folds: contemporary investigations in origami' at Design Hub Gallery in

Building 100 where you can join a folding workshop, and meet Vietnamese artist Võ Thanh Tiến at 'đây đó (here/there)' in the First Site Gallery, Building 16.

Postgraduate information

📍 **Meet us at our outdoor marquee on the City campus lawn**

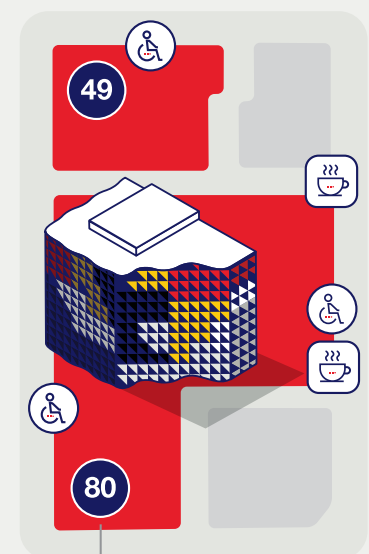
Learn all there is to know about RMIT's postgraduate study options, including entry requirements, credits, tuition fees, course structures, timetables and more.

Come and meet the team, enjoy a free one-on-one careers consultation and receive instant application support.

Language electives: your passport to the world

📍 **Meet us at the City campus (Building 80, Level 3, Room 3)**

Enhance your undergraduate or postgraduate degree with a language elective. Whether you're interested in travel or an international career, choose from Chinese, French, German, Italian, Japanese or Spanish. From beginner to advanced levels, learn to speak like a local. Check your course structure to see how many electives you can choose.



Building number



Questions to ask

At Open Day, you'll get the opportunity to chat to the Study@RMIT team, your future teachers, current students and more. Here are some questions you might like to ask each group, and where to find them.



Study@RMIT

📍 Find us at the **General Information Marquee**

- What are the entry requirements and subject prerequisites for my course?
- What kind of study and employability support does RMIT offer?
- What are my options if I don't get the ATAR I need for my course?
- Does my course have any selection tasks that I need to complete?



Academics

📍 Find us at **info points, displays, workshops and activities**

- How does my course help me gain practical experience?
- Will I get to work with future employers in my course?
- What sort of career can my course lead to?
- Are there opportunities to study overseas?



Current students

📍 Find us at **info points, displays, workshops and activities**

- Why did you choose RMIT?
- What has your experience at RMIT been like?
- What helped you make the transition from school to uni?



Student life

📍 Find us at **info points**

- How do RMIT students get involved with clubs and societies?
- What social and cultural events are available at RMIT?
- Are there any ways to help students find their crowd and discover new interests?



Access and Inclusion



Auslan interpreters available

Auslan interpreters will be on hand at all three campuses for visitors with hearing impairments.

Find them at:

Bundoora campus

Access and Inclusion Marquee in the Library Courtyard

City campus

Access and Inclusion Marquee on Bowen Street

Brunswick campus

General Information Marquee in the courtyard outside Building 514



Supporting visitors living with disability

Our Equitable Learning team and support personnel will be available at both the Bundoora and City campuses.

The City campus will offer both an outdoor marquee as well as a quiet indoor space where visitors can have one-on-one conversations with the team to learn more about how we can support their journey as a student at RMIT.

Plus, we'll have merchandise giveaways!

Bundoora campus

Access and Inclusion Marquee in the Library Courtyard

City campus outdoor

Access and Inclusion Marquee on Bowen Street

City campus indoor

Access and Inclusion Hub at Building 8, Level 4, Room 011



Sensory-sensitive rooms available (City campus)

This year, we are offering sensory-sensitive spaces at the City campus for neurodiverse visitors or anyone needing a break from the bustle of a busy event. Find these calm spaces at:

Building 12, Level 5, Room 104

Building 80, Level 3, Room 013



10

Join our Aviation Academy Open Days

Discover your study opportunities at our Point Cook and Bendigo flight training facilities. Take a tour of our facilities and fleet of aircraft, meet our flight instructors and students, hop in a flight simulator, join an information session and learn how RMIT will help you launch a career in aviation and flight training.

Point Cook

Sunday 18 August,
10.00am – 4.00pm

RAAF Base Point Cook,
Point Cook Road,
Point Cook VIC

Note: Australian issued photo ID or passport will be required to access the RAAF Base.

Bendigo

Sunday 25 August,
10.00am – 3.00pm

RMIT Bendigo Airfield,
35 Victa Road,
East Bendigo VIC



Register today

For any queries, please get in touch with the RMIT STEM College at stemevents@rmit.edu.au



Bundoora campus

Sunday 4 August, 10am–4pm

General information

	Location	Activities	Time	Duration	Study level
Career and job support	Building 202 Level 2 Room 8	Presentation	2.00pm	30 mins	All levels of study
Introduction to RMIT and Early Offer	Building 224 Level 1 Room 2	Presentation	11.00am	60 mins	All levels of study
Moving to Melbourne – regional and interstate students	Building 207 Level 2 Room 2	Presentation	1.00pm	30 mins	All levels of study
Parent information session	Building 207 Level 2 Room 2	Presentation	12.00pm	30 mins	All levels of study
Resume writing	Building 202 Level 2 Room 8	Workshop	2.30pm	90 mins	All levels of study

[Click on building location to open Google Maps](#)

Pathway to Health: An exciting journey into healthcare

Join us to explore the cutting-edge technology in ultrasound equipment, delve into STEM topics, and discover the vital functions of health disciplines. Learn about rewarding careers in health and wellbeing, radiation and nursing. Don't miss this exciting opportunity to immerse yourself in the future of healthcare.

KEY:

Info point Drop-in, drop-out areas where you can speak to us about your course at any time.

Presentation Hear from our academics on hot topics in your study area or get an overview of your course.

Tour Join a study area tour to discover the facilities your course will be taught in!

Display Exhibits and demonstrations relevant to your course or study area.

Activity Practical tasks and experiences suitable for all skill levels.

Workshop Informative and interactive discussions with current students and academics.

Bundoora campus

Sunday 4 August

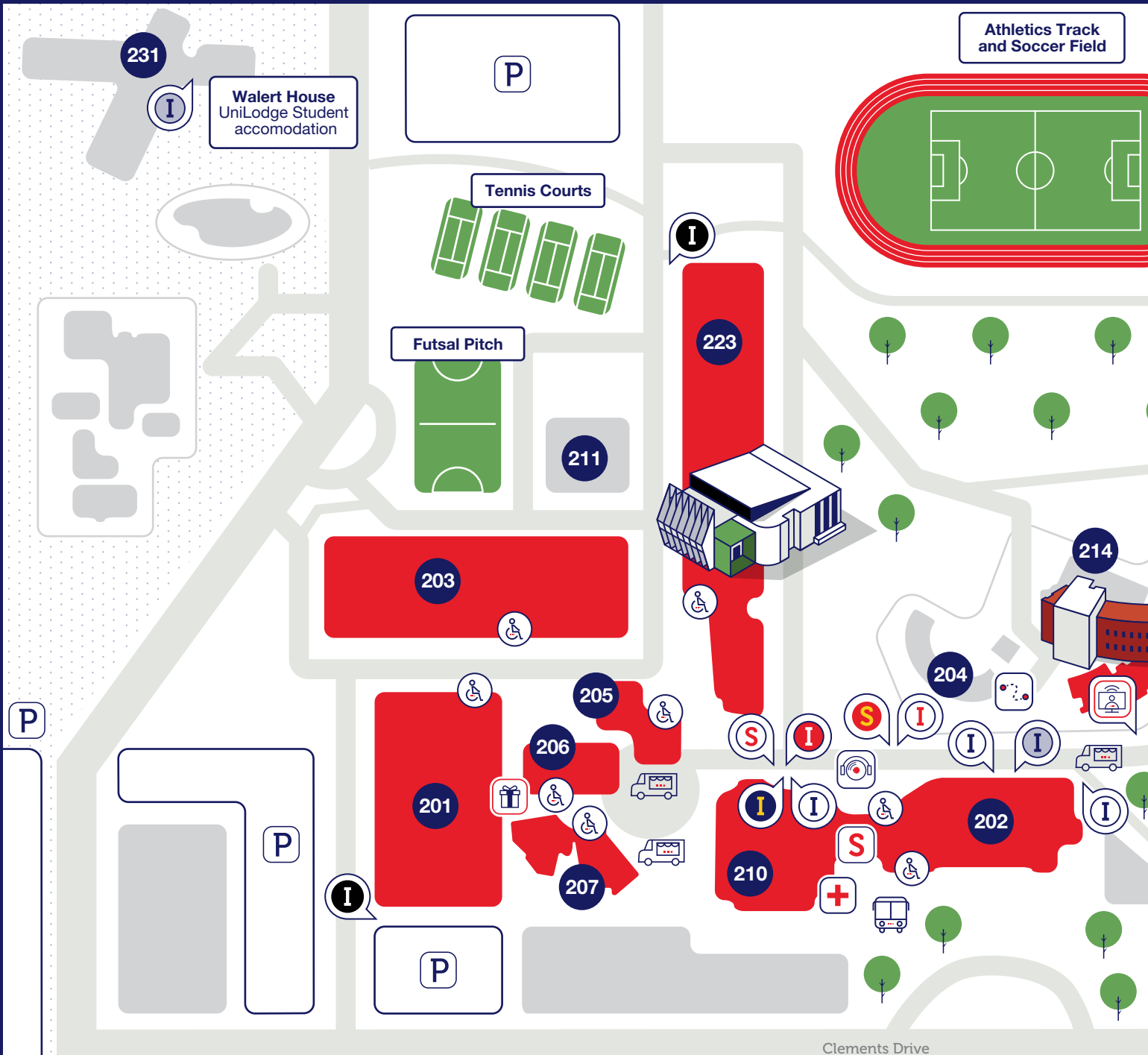
Transport and Services

General Info Points

- Building for Open Day
- Other Building
- Sports Facilities
- 123 Building Number
- Road
- Parklands

- + First Aid
- P Parking
- ♿ Ramp
- ! Emergency Assembly Area
- S Security
- Food Trucks
- Tram Stop
- Bus Stop

- I General Information
- I Welcome Marquee
- I Student Clubs
- S STEM Hub
- S STEM Immersive Experience
- I Access and Inclusion, Skills and Jobs Centre
- I Student Accommodation Providers
- I Global Experiences and Careers
- 🎁 Prize Hub





To find out the times and locations of events happening around campus, scan the QR code to view the full schedule.

Other



Education

203

Sports Centre



Health Sciences

210

Library



RMIT Trades, Vocational Education Surveying



Entertainment Precinct



Keelbundoora Scarred Trees and Heritage Trail

Walk the Keelbundoora Scarred Trees and Heritage Trail and learn about the Wurundjeri people and their history. Start at Building 202 and follow the totem poles.

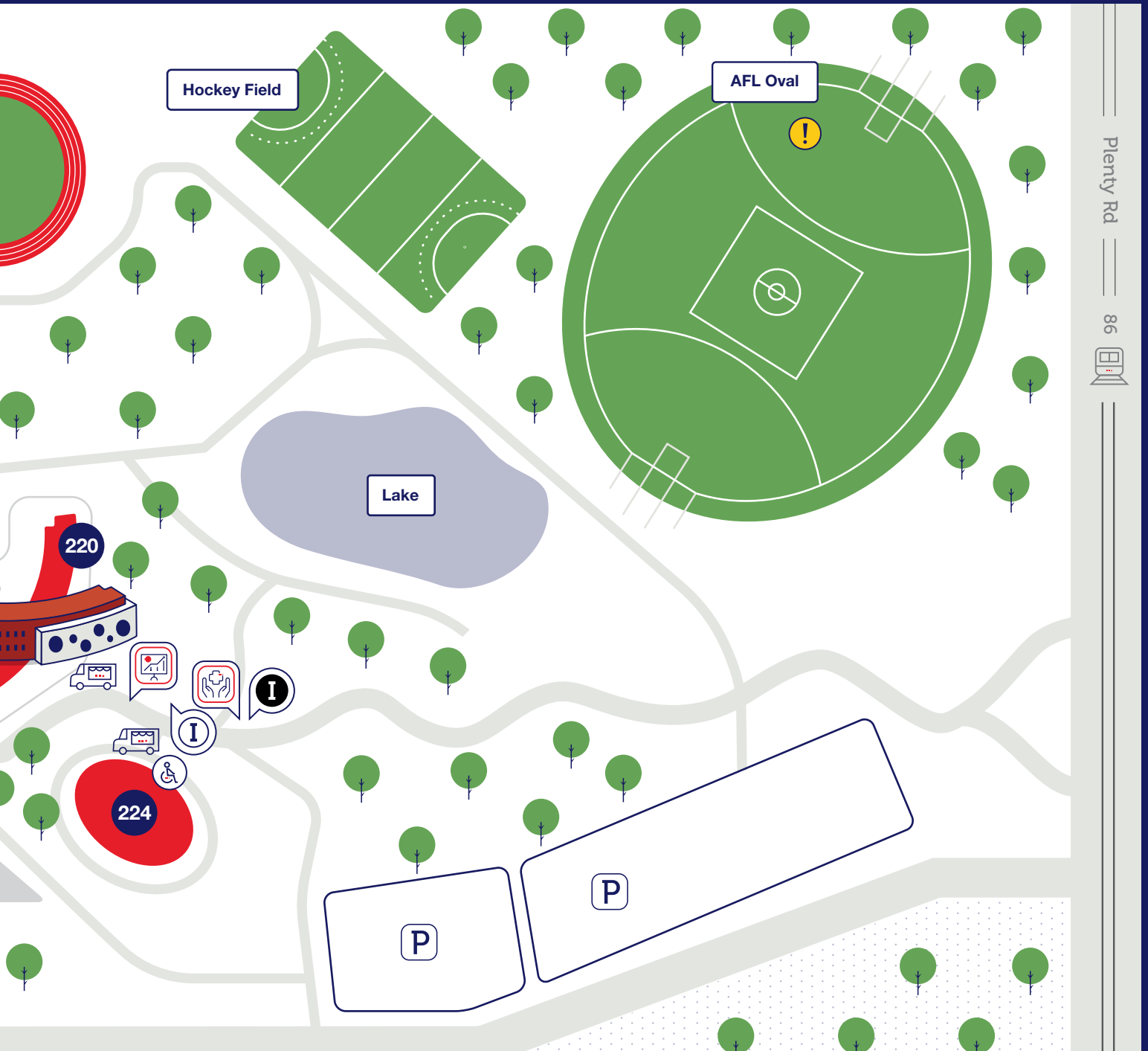


Transport and access

Tram route 86 runs from Melbourne City (Docklands) to the Bundoora East campus (stop 71).

The Bundoora campus lies between Thomastown Station (South Morang Line) and Greensborough Station (Eltham Line).

Bus services run from each of these stations to the campus.



For more information visit
rmit.edu.au/biomedical-sciences

Biomedical Science

	Location	Activities	Time	Duration	Study level
Biomedical Sciences	Building 201 Level 2 Room 21	Info point	10.00am	All day	Bachelor
	Building 207 Level 3 Room 2	Presentation	10.15am, 12.15pm	30 mins	Bachelor
Laboratory Medicine	Building 201 Level 2 Room 21	Info point	10.00am	All day	Bachelor
	Building 207 Level 3 Room 2	Presentation	11.30am, 1.30pm	30 mins	Bachelor
Laboratory Medicine Haematology Lab Tour	Building 223 Level 2 Room 24	Tour	10.00am	All day	Bachelor
Laboratory Medicine Pathology Museum	Building 201 Level 10, Room 5	Tour	10.00am	All day	Bachelor
Pharmaceutical Sciences	Building 205 Level 2 Room 15	Info point	10.00am	All day	Bachelor
	Building 207 Level 2 Room 1	Presentation	10.15am, 12.15pm	30 mins	Bachelor

For more information visit
rmit.edu.au/building

Building

	Location	Activities	Time	Duration	Study level
Air-conditioning and Refrigeration	The Spine	Info point	10.00am	All day	Apprenticeship
Carpentry	The Spine	Info point	10.00am	All day	Apprenticeship
Electrical and Instrumentation	The Spine	Info point	10.00am	All day	Apprenticeship
Plumbing	The Spine	Info point	10.00am	All day	Apprenticeship
Surveying	The Spine	Info point	10.00am	All day	Diploma/Certificate

For more information visit
rmit.edu.au/education

Education

	Location	Activities	Time	Duration	Study level
Bachelor of Education <ul style="list-style-type: none"> ■ Primary ■ Primary and Early Childhood ■ Primary and Secondary 	Building 220 Level 2 Room 2	Info point	10.00am	All day	Bachelor
	Building 220 Level 2 Room 3	Presentation	10.00am, 11.30am, 1.00pm, 2.30pm	30 mins	Bachelor
Postgraduate Programs in Early Childhood Education	Building 220 Level 2 Room 5	Info point	10.00am	All day	Postgraduate
Pathways to Teacher Education	Building 220 Level 2 Room 2	Info point	10.00am	All day	Certificate/Diploma
	Building 220 Level 2 Room 3	Presentation	10.00am, 11.30am, 1.00pm, 2.30pm	30 mins	Certificate/Diploma

KEY:

Info point Drop-in, drop-out areas where you can speak to us about your course at any time.**Presentation** Hear from our academics on hot topics in your study area or get an overview of your course.**Tour** Join a study area tour to discover the facilities your course will be taught in.**Display** Exhibits and demonstrations relevant to your course or study area.**Activity** Practical tasks and experiences suitable for all skill levels.**Workshop** Informative and interactive discussions with current students and academics.

Health



For more information visit
rmit.edu.au/health

	Location	Activities	Time	Duration	Study level
Careers in Physiotherapy	Building 201 Level 2 Room 22	Info point	10.00am	All day	Master
	Building 207 Level 3 Room 2	Presentation	10.45am, 12.45pm	30 mins	Master
	Building 203 Level 2 Room 10 and 10A	Display	10:00am	All day	Master
Medical Imaging	Building 201 Level 2 Room 21	Info point	10.00am	All day	Bachelor
	Building 207 Level 2 Room 6	Presentation	10.15am, 11.45am, 1.15pm	30mins	Bachelor
Medical Imaging – Nuclear Medicine Lab Tour	Building 201 Level 8 Room 4	Tour	10.00am	All day	Bachelor
Medical Imaging – Radiotherapy Simulation	Building 201 Level 8 Room 3	Activity	10.00am	All day	Bachelor
	Building 201 Level 8 Room 6	Activity	10.00am	All day	Bachelor
Nursing (Registered Nurse)	Building 201 Level 3 Foyer	Info point	10.00am	All day	Bachelor
	Building 207 Level 3 Room 3	Presentation	10.30am, 12.00pm, 1.30pm	30 mins	Bachelor
Nursing (Enrolled Nurse)	Building 201 Level 3 Foyer	Info point	10.00am	All day	Diploma
	Building 207 Level 3 Room 3	Presentation	11.00am, 12.30pm, 2.00pm	30 mins	Diploma
	Building 201 Level 3 Room 8	Tour	10.00am	All day	Bachelor
Osteopathy	Building 201 Level 2 Room 22	Info point	10.00am	All day	Bachelor
	Building 207 Level 2 Room 6	Presentation	11.00am, 12.30pm	30 mins	Bachelor
Pharmacy	Building 205 Level 2 Room 11	Info point	10.00am	All day	Bachelor
	Building 207 Level 2 Room 1	Presentation	10.45am, 12.45pm	30 mins	Bachelor
RMIT Clinic: Physiotherapy, Osteopathy and Psychology	Building 203 Level 2, Room 11	Tour	10.00am	All day	Bachelor
Sports Academy	Building 203 Level 2 Room 1	Display	10.00am	All day	

Click on building location to open Google Maps

KEY:

Info point Drop-in, drop-out areas where you can speak to us about your course at any time.

Presentation Hear from our academics on hot topics in your study area or get an overview of your course.

Tour Join a study area tour to discover the facilities your course will be taught in.

Display Exhibits and demonstrations relevant to your course or study area.

Activity Practical tasks and experiences suitable for all skill levels.

Workshop Informative and interactive discussions with current students and academics.

Psychology



For more information visit
rmit.edu.au/psychology

	Location	Activities	Time	Duration	Study level
Psychology	Building 201 Level 2 Room 22	Info point	10.00am	All day	Bachelor
	Building 207 Level 2 Room 1	Presentation	11.30am, 1.30pm	30 mins	Bachelor/Honours/ Master

Science



For more information visit
rmit.edu.au/science

	Location	Activities	Time	Duration	Study level
Biosciences and Biotechnology	Building 201 Level 2 Room 21	Info point	10.00am	All day	Bachelor
	Central Courtyard	Info point	10.00am	All day	Bachelor
Food Technology and Nutrition Science	Building 207 Level 2 Room 4	Presentation	10.30am, 1.00pm	30 mins	Bachelor
	Building 201 Level 5 Room 1	Tour	10.00am	All day	Bachelor
Food Technology: VR experience inside the human body	Central Courtyard	Activity	10.00am	All day	Bachelor
Science	Building 201 Level 2 Room 22	Info point	10.00am	All day	Bachelor

Click on building location to open Google Maps

Pathway to Health: An exciting journey into healthcare

Join us to explore the cutting-edge technology in ultrasound equipment, delve into STEM topics, and discover the vital functions of health disciplines. Learn about rewarding careers in health and wellbeing, radiation and nursing. Don't miss this exciting opportunity to immerse yourself in the future of healthcare.

KEY:

Info point Drop-in, drop-out areas where you can speak to us about your course at any time.

Presentation Hear from our academics on hot topics in your study area or get an overview of your course.

Tour Join a study area tour to discover the facilities your course will be taught in.

Display Exhibits and demonstrations relevant to your course or study area.

Activity Practical tasks and experiences suitable for all skill levels.

Workshop Informative and interactive discussions with current students and academics.

City campus

Sunday 11 August, 10am–4pm

General information

	Location	Activities	Time	Duration	Study level
Career and Job Support	Building 78 Level 1 Room 1	Presentation	11.00am, 2.30pm	30 mins	All levels of study
Choosing your Career and Program	Building 10 Level 4 Room 70	Presentation	11.00am, 1.00pm	30 mins	All levels of study
Early Offer Program	Building 8 Level 4 Room 13	Presentation	2.00pm	30 mins	All levels of study
Global experiences – info session	Building 10 Level 4 Room 70	Presentation	10.00am, 12.00pm, 2.00pm	30 mins	All levels of study
International Student FAQ Check	Building 8 Level 4 Room 13	Presentation	1.00pm	30 mins	All levels of study
Introduction to RMIT	Building 80 Level 4 Room 11	Presentation	10.30am, 1.00pm, 2.30pm	30 mins	All levels of study
Job Shop	Building 10 Level 4 Room 71	Info point	10.00am	All day	All levels of study
Learn a language (Chinese, French, Japanese and Spanish)	Building 8 Level 3 Room 3	Info point	10.00am	All day	All levels of study
Moving to Melbourne – regional and interstate students	Building 8 Level 4 Room 13	Presentation	1.30pm	30 mins	All levels of study
Ngarara Willim Centre Indigenous Student Support	Building 5 Level 1 Room 1	Display	10.00am	All day	All levels of study
Parent information session	Building 8 Level 4 Room 13	Presentation	12.30pm	30 mins	All levels of study
Pathways information	Building 8 Level 4 Room 13	Presentation	11.30am	60 mins	All levels of study
Skills and Job Centre	Building 78 Level 1 Room 1	Info point	10.00am	All day	All levels of study
The Library	Building 10 Level 5 Library	Info point Display	10.00am	All day	All levels of study
Work-integrated learning in communication, design and media	Building 14 Level 2 Room 131	Info point	10.00am	All day	All levels of study

KEY:

Info point Drop-in, drop-out areas where you can speak to us about your course at any time.

Presentation Hear from our academics on hot topics in your study area or get an overview of your course.

Tour Join a study area tour to discover the facilities your course will be taught in.

Display Exhibits and demonstrations relevant to your course or study area.

Activity Practical tasks and experiences suitable for all skill levels.

Workshop Informative and interactive discussions with current students and academics.

City campus

Sunday 11 August

- Building for Open Day
- Other Building
- Building Number
- Road
- Metro Rail Tunnel
- Pedestrian Access

Transport and Services

- Water and Coffee Stand
- Tram Stop
- First Aid
- Bus Stop—free bus to Brunswick campus
- Emergency Assembly Area
- Ramp

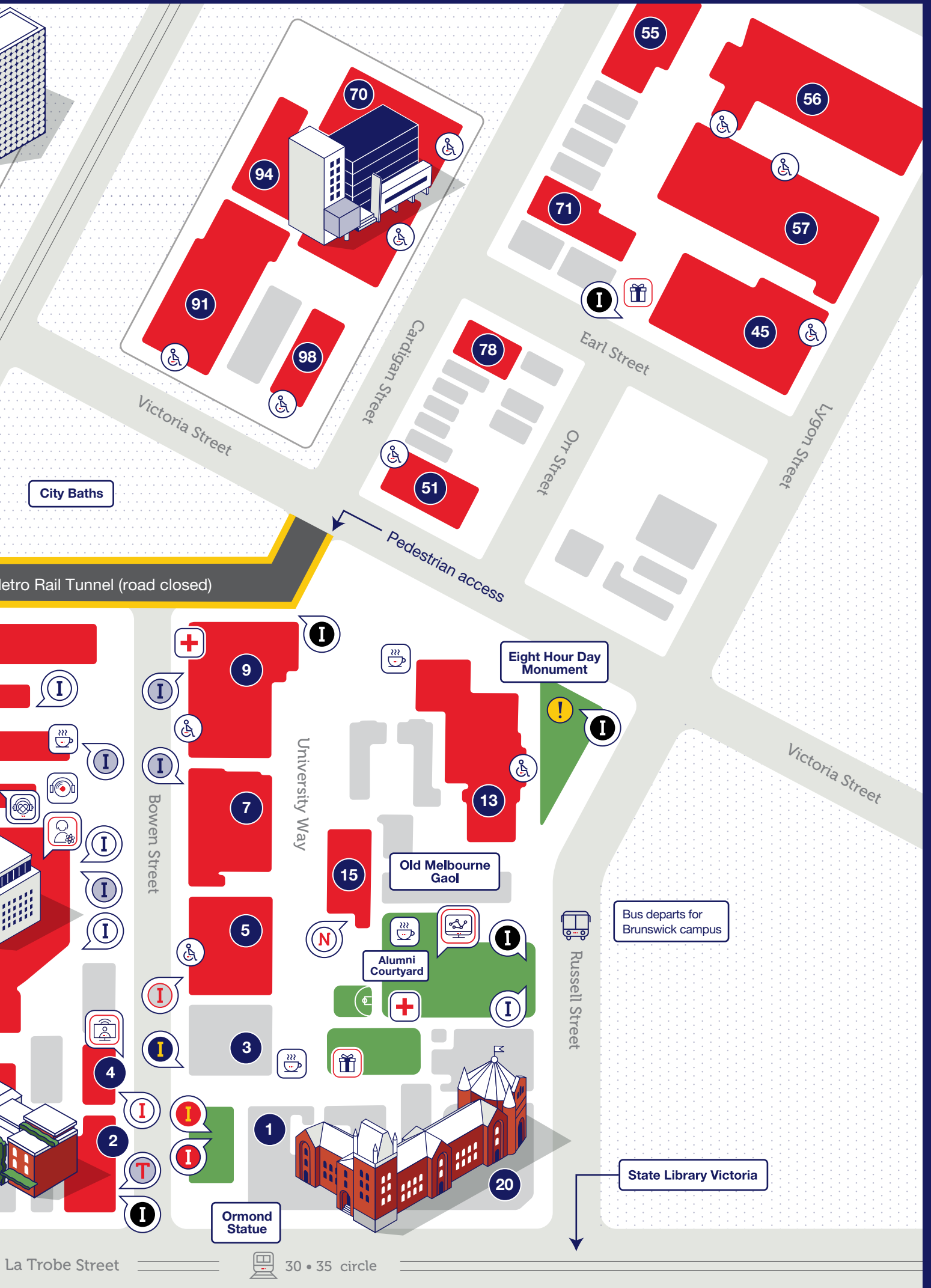
General Info Points

- Welcome Marquee
- International Students Info and Postgrad Studies
- Access and Inclusion
- Student Clubs
- RMIT Vietnam, VTAC
- Esports
- Discover Engineering
- Education
- Sensory Room
- General Information
- Student Accommodation Providers
- Ngarara Willim Centre
- Industry and Global Experiences
- RMIT Training
- Prize Hub
- Computing and Science Immersive Hub
- Women in STEM
- Entertainment Precinct



To find out the times and locations of events happening around campus, scan the QR code to view the full schedule.





City Baths

Metro Rail Tunnel (road closed)

Cardigan Street

Earl Street

Orr Street

Lygon Street

Pedestrian access

Eight Hour Day Monument

University Way

Bowen Street

Old Melbourne Gaol

Alumni Courtyard

Bus departs for Brunswick campus

Russell Street

State Library Victoria

Ormond Statue

La Trobe Street



30 • 35 circle

For more information visit
rmit.edu.au/architecture

Architecture

	Location	Activities	Time	Duration	Study level
Architecture	Building 100 Level 5 Room 1	Info point Display	10.00am	All day	Bachelor/Master
	Building 80 Level 2 Room 7	Presentation	10.45am, 12.15pm, 1.45pm, 3.15pm	30 mins	Bachelor/Master
Building Design (Architectural)	Building 94 Level 5 Rooms 13 and 14	Info point	10.00am	All day	Advanced Diploma
	Building 94 Level 1 Room 6	Presentation	10.15am, 1.00pm	30 mins	Advanced Diploma
Interior Decoration and Design	Building 94 Level 2 Room 44	Info point	10.00am	All day	Certificate/Diploma/ Associate Degree
	Building 94 Level 1 Room 6	Presentation	11.35am	40 mins	Certificate/Diploma
	Building 94 Level 1 Room 6	Presentation	1.30pm	30 mins	Certificate/Diploma
	Building 94 Level 1 Room 6	Presentation	12.15pm 2.00pm	30 mins	Associate Degree
Interior Design	Building 100 Level 4 Room 1	Info point Display	10.00am	All day	Bachelor/Honours/ Master
	Building 100 Level 3 Room 1	Presentation	10.15am, 11.45am, 2.15pm	30 mins	Bachelor/Honours/ Master
	Building 100 Level 4 Room 4	Workshop	11.00am, 12.30pm, 3.00pm	30 mins	Bachelor/Honours/ Master
Landscape Architecture	Building 100 Level 4 Room 1	Info point Display	10.00am	All day	Bachelor/Master
	Building 100 Level 3 Room 1	Presentation	11.00am, 12.30pm, 3.00pm	30 mins	Bachelor/Master
School of Architecture and Urban Design	Building 100 Level 3 Room 201	Display	10.00am	All day	Bachelor/Honours/ Master

Click on building location to open Google Maps**KEY:****Info point** Drop-in, drop-out areas where you can speak to us about your course at any time.**Presentation** Hear from our academics on hot topics in your study area or get an overview of your course.**Tour** Join a study area tour to discover the facilities your course will be taught in.**Display** Exhibits and demonstrations relevant to your course or study area.**Activity** Practical tasks and experiences suitable for all skill levels.**Workshop** Informative and interactive discussions with current students and academics.

Art



For more information visit
rmit.edu.au/art

	Location	Activities	Time	Duration	Study level
Arts Management	Building 2 Level 2	Info point Display	10.00am	All day	Master
Creative and Cultural Production	Building 2 Level 2	Info point Display	10.00am	All day	Graduate Certificate
Fine Art	Building 2 Level 2	Info point	10.00am	All day	Bachelor/Honours/ Master
	Building 16 Level 1 Room 1	Presentation	10.00am, 1.30pm	30 mins	Bachelor
Fine Art – Ceramics	Building 2 Level 1 Room 2	Info point Display	10.00am	All day	Bachelor
Fine Art – Drawing	Building 4 Level 3 Room 1	Info point Display	10.00am	All day	Bachelor
	Building 4 Level 4 Room 1	Info point Display	10.00am	All day	Bachelor
	Building 4 Level 5 Room 5	Info point Display	10.00am	All day	Bachelor
	Building 4 Level 5 Room 5	Presentation	11.30am	20 mins	Bachelor
Fine Art – Gold and Silversmithing	Building 2 Level 1 Rooms 3 and 4	Info point Display	10.00am	All day	Bachelor
	Building 2 Level 1 Room 3	Tour	11.30am, 1.00pm, 3.00pm	15 mins	Bachelor
Fine Art – Painting	Building 2 Level 3 Rooms 1-3	Info point Display	10.00am	All day	Bachelor
	Building 2 Level 4 Room 8	Info point Display	10.00am	All day	Bachelor
	Building 2 Level 4 Room 4	Presentation	11.00am, 2.00pm	20 mins	Bachelor
Fine Art – Print	Building 2 Level 3 Room 4	Info point Display	10.00am	All day	Bachelor
	Building 2 Lobby	Tour	10.30am, 12.00pm, 2.00pm	30 mins	Bachelor
Fine Art – Sculpture	Building 2 Level 3 Room 4	Info point Display	10.00am	All day	Bachelor
	Building 2 Lobby	Tour	10.30am, 12.00pm, 2.00pm	30 mins	Bachelor
Fine Art – Video and Sound	Building 2 Level 4 Room 4	Info point Display	10.00am	All day	Bachelor

KEY:

Info point Drop-in, drop-out areas where you can speak to us about your course at any time.

Presentation Hear from our academics on hot topics in your study area or get an overview of your course.

Tour Join a study area tour to discover the facilities your course will be taught in.

Display Exhibits and demonstrations relevant to your course or study area.

Activity Practical tasks and experiences suitable for all skill levels.

Workshop Informative and interactive discussions with current students and academics.

For more information visit
rmit.edu.au/art

Art (continued)

	Location	Activities	Time	Duration	Study level
Photography	Building 2 Level 2 Room 1	Info point Display	10.00am	All day	Bachelors/Honours/ Masters
	Building 16 Level 1 Room 1	Presentation	11.30am, 3.00pm	30 mins	Bachelor
Photography – Exhibition: Robyn Beeche Award	Building 2 Level 2 Room 8	Display	10.00am	All day	Bachelor
Photography – Fine Printing demonstration	Building 2 Level 2 Room 4	Activity	10.00am	All day	Bachelor
Photography – Lighting Studio tour and demonstration	Building 2 Lobby	Tour	10.30am, 12.30pm	45 mins	Bachelor
Photography – Portfolio advice session	Building 2 Level 2 Room 2	Workshop	1.30pm	30 mins	Bachelor
Photography – Third-year students discussing their work	Building 2 Level 2 Room 8	Presentation	2.00pm	30 mins	Bachelor
Photography and Digital Imaging	Building 94 Level 2 Room 1	Info point	10.00am	All day	Certificate/Diploma
	Building 94 Level 1 Room 11	Presentation	10.00am, 2.30pm	30 mins	Certificate/Diploma
	Building 94 Level 4 Room 24	Display	10.00am	All day	Certificate/Diploma
	Building 94 Level 4 Rooms 3 and 4	Display	10.30am, 12.00pm, 2.00pm	30 mins	Certificate/Diploma
Visual Art	Building 94 Level 2 Room 1	Info point	10.00am	All day	Advanced Diploma/ Diploma
	Building 94 Level 1 Room 11	Presentation	12.00pm	20 mins	Advanced Diploma/ Diploma
	Building 94 Level 6 Room 6	Presentation	2.30pm	20 mins	Advanced Diploma/ Diploma
	Building 94 Level 6 Room 12	Display	10.00am	All day	Advanced Diploma/ Diploma
	Building 94 Level 6 Room 14	Display	10.00am	All day	Advanced Diploma/ Diploma
	Building 94 Level 6 Room 23	Display	10.00am	All day	Advanced Diploma/ Diploma
	Building 94 Level 6 Room 26	Display	10.00am	All day	Advanced Diploma/ Diploma
	Building 94 Level 6 Room 29	Display	10.00am	All day	Advanced Diploma/ Diploma
Visual Art Studio tour	Building 94 Level 6 Room 37	Display	10.00am	All day	Advanced Diploma/ Diploma
	Building 94 Level 6 Room 6	Tour	10.30am, 11.30am, 12.30pm, 1.30pm	30 mins	Advanced Diploma/ Diploma

Click on building location to open Google Maps**KEY:****Info point** Drop-in, drop-out areas where you can speak to us about your course at any time.**Presentation** Hear from our academics on hot topics in your study area or get an overview of your course.**Tour** Join a study area tour to discover the facilities your course will be taught in.

Display Exhibits and demonstrations relevant to your course or study area.

Activity Practical tasks and experiences suitable for all skill levels.

Workshop Informative and interactive discussions with current students and academics.

For more information visit
rmit.edu.au/biomedicalscience

Biomedical Science

	Location	Activities	Time	Duration	Study level
Biomedical Sciences	Building 51 Level 2 Room 2	Info point	10.00am	All day	Bachelor
Laboratory Medicine	Building 51 Level 2 Room 2	Info point	10.00am	All day	Bachelor
Pharmaceutical Science	Building 51 Level 2 Room 2	Info point	10.00am	All day	Bachelor

For more information visit
rmit.edu.au/building

Building

	Location	Activities	Time	Duration	Study level
Air-conditioning and Refrigeration	Building 78 Level 1 Room 1	Info point	10.00am	All day	Apprenticeship
	Building 78 Level 1 Room 1	Display	10.00am	All day	Apprenticeship
	Building 78 Level 1 Room 1	Tour	11.30am, 1.30pm	20 mins	Apprenticeship
Building and Construction	Building 8 Level 8 Room 22	Info point	10.00am	All day	Diploma
	Building 8 Level 8 Rooms 44/47	Presentation	11.30am, 2.00pm	30 mins	Diploma
Carpentry	Building 78 Level 1 Room 1	Info point	10.00am	All day	Apprenticeship
	Building 70 Level 2 Room 2	Tour	11.30am, 1.30pm	20 mins	Apprenticeship
Construction Management	Building 8 Level 8 Room 22	Info point	10.00am	All day	Bachelor/Honours
	Building 8 Level 8 Room 44/47	Presentation	12.00pm, 2.30pm	30 mins	Bachelor/Honours
Electrical and Instrumentation	Building 78 Level 1 Room 1	Info point	10.00am	All day	Apprenticeship
	Building 78 Level 1 Room 1	Tour	10.30am, 2.00pm	20 mins	Apprenticeship
Plumbing	Building 78 Level 1 Room 1	Info point	10.00am	All day	Apprenticeship
	Building 70 Level 1 Room 18	Tour	11.00am, 1.00pm	20 mins	Apprenticeship
Program presentation	Building 8 Level 8 Rooms 44/47	Presentation	2.30pm	30 mins	Bachelor/Honours
Project Management	Building 8 Level 8 Room 22	Info point	10.00am	All day	Bachelor/Honours
	Building 8 Level 8 Rooms 44/47	Presentation	10.15am, 12.45pm	45 mins	Bachelor/Honours
Surveying	Alumni Courtyard	Info point	10.00am	All day	Certificate/Diploma
	Building 12 Level 12 Room 2	Presentation	2.20pm	30 mins	Certificate/Diploma

KEY:**Info point** Drop-in, drop-out areas where you can speak to us about your course at any time.**Presentation** Hear from our academics on hot topics in your study area or get an overview of your course.**Tour** Join a study area tour to discover the facilities your course will be taught in.**Display** Exhibits and demonstrations relevant to your course or study area.**Activity** Practical tasks and experiences suitable for all skill levels.**Workshop** Informative and interactive discussions with current students and academics.

For more information visit
rmit.edu.au/business

Business

	Location	Activities	Time	Duration	Study level
Accounting	Building 80 Level 7 Room 9	Info point	10.00am	All day	Bachelor
	Building 80 Level 7 Room 1U	Presentation	11.40am, 1.40pm	30 mins	Bachelor
Accounting and Bookkeeping	Building 80 Level 7 Room 9	Info point	10.00am	All day	Certificate/Diploma/ Advanced Diploma
	Building 80 Level 9 Room 11	Presentation	10.15am, 2.15pm	30 mins	Certificate/Diploma/ Advanced Diploma
Admissions and Pathways	Building 80 Level 7 Foyer	Info point	10.00am	All day	Bachelor
Behavioural Business Lab	Building 80 Level 6 Room 7	Activity	11.30am, 12.30pm, 2.00pm	30 mins	Bachelor
Blockchain Enabled Business	Building 80 Level 6 Room 6	Info point	10.00am	All day	Bachelor
	Building 80 Level 8 Room 11	Presentation	10.50am, 12.50pm	20 mins	Bachelor
Blockchain Lab	Building 80 Level 6 Room 7	Activity	12.00pm, 1.30pm, 2.30pm	30 mins	Bachelor
Business and Commerce	Building 80 Level 7 Room 8	Info point	10.00am	All day	Associate Degree/ Diploma
	Building 80 Level 9 Room 9	Presentation	11.30am	30 mins	Diploma
	Building 80 Level 9 Room 9	Presentation	2.45pm	30 mins	Associate Degree/ Diploma
Business and Technology	Building 80 Level 6 Room 3	Info point	10.00am	All day	Bachelor
	Building 80 Level 8 Room 10	Presentation	11.10am, 1.40pm	20 mins	Bachelor
Business clubs and societies	Building 80 Level 7 Foyer	Info point	10.00am	All day	Bachelor
Business Information Systems	Building 80 Level 6 Room 3	Info point	10.00am	All day	Bachelor
	Building 80 Level 8 Room 11	Presentation	11.50am, 1.50pm	20 mins	Bachelor
Business/Business Professional Practice	Building 80 Level 7 Room 8	Info point	10.00am	All day	Bachelor
	Building 80 Level 7 Room 1U	Presentation	10.20am, 12.20pm, 2.20pm	30 mins	Bachelor
Commerce	Building 80 Level 7 Room 2	Info point	10.00am	All day	Bachelor
	Building 80 Level 7 Room 1U	Presentation	11.00am, 1.00pm, 3.00pm	30 mins	Bachelor
Economics	Building 80 Level 6 Room 6	Info point	10.00am	All day	Bachelor
	Building 80 Level 8 Room 10	Presentation	10.40am, 1.10pm	20 mins	Bachelor

KEY:**Info point** Drop-in, drop-out areas where you can speak to us about your course at any time.**Presentation** Hear from our academics on hot topics in your study area or get an overview of your course.**Tour** Join a study area tour to discover the facilities your course will be taught in.**Display** Exhibits and demonstrations relevant to your course or study area.**Activity** Practical tasks and experiences suitable for all skill levels.**Workshop** Informative and interactive discussions with current students and academics.

For more information visit
rmit.edu.au/business

Business (continued)

	Location	Activities	Time	Duration	Study level
Entrepreneurship	Building 80 Level 7 Room 7	Info point	10.00am	All day	Bachelor
	Building 80 Level 8 Room 10	Presentation	11.40am, 2.10pm	20 mins	Bachelor
Entrepreneurship and New Business	Building 80 Level 7 Room 7	Info point	10.00am	All day	Certificate
	Building 80 Level 9 Room 11	Presentation	12.00pm	30 mins	Certificate
Essendon Football Club handball skills test	Bowen St	Activity	10.00am	All day	Diploma
Finance	Building 80 Level 7 Room 9	Info point	10.00am	All day	Bachelor
	Building 80 Level 8 Room 10	Presentation	10.10am, 12.40pm, 2.40pm	20 mins	Bachelor
Finance: RMIT Trading Facility	Building 80 Level 4 Room 12	Workshop	10.00am	Every 30 mins	Bachelor
Financial Planning	Building 80 Level 7 Room 9	Info point	10.00am	All day	Bachelor
	Building 80 Level 8 Room 11	Presentation	10.20am, 12.30pm	20 mins	Bachelor
Global Business	Building 80 Level 7 Room 7	Info point	10.00am	All day	Bachelor
	Building 80 Level 8 Room 12	Presentation	10.30am, 1.10pm	20 mins	Bachelor
Human Resource Management	Building 80 Level 7 Room 6	Info point	10.00am	All day	Bachelor
	Building 80 Level 8 Room 12	Presentation	11.00am, 1.40pm	20 mins	Bachelor
Industry Connected	Building 80 Level 7 Room 8	Info point	10.00am	All day	Bachelor
Leadership and Management (Sports)	Building 80 Level 7 Room 6	Info point	10.00am	All day	Diploma
	Building 80 Level 9 Room 7	Presentation	10.30am	30 mins	Diploma
Logistics	Building 80 Level 6 Room 4	Info point	10.00am	All day	Diploma
	Building 80 Level 9 Room 7	Presentation	1.30pm	30 mins	Diploma
Logistics and Supply Chain	Building 80 Level 6 Room 4	Info point	10.00am	All day	Bachelor
	Building 80 Level 8 Room 11	Presentation	11.20am, 1.20pm	20 mins	Bachelor
Management and Change	Building 80 Level 7 Room 6	Info point	10.00am	All day	Bachelor
	Building 80 Level 8 Room 12	Presentation	11.30am, 2.10pm	20 mins	Bachelor

Click on building location to open Google Maps

KEY:

Info point Drop-in, drop-out areas where you can speak to us about your course at any time.

Presentation Hear from our academics on hot topics in your study area or get an overview of your course.

Tour Join a study area tour to discover the facilities your course will be taught in.

Display Exhibits and demonstrations relevant to your course or study area.

Activity Practical tasks and experiences suitable for all skill levels.

Workshop Informative and interactive discussions with current students and academics.

For more information visit
rmit.edu.au/business

Business (continued)

	Location	Activities	Time	Duration	Study level
Marketing	Building 80 Level 6 Room 5	Info point	10.00am	All day	Bachelor
	Building 80 Level 4 Room 6	Presentation	11.10am, 12.20pm, 1.30pm	20 mins	Bachelor
Marketing and Communication	Building 80 Level 6 Room 5	Info point	10.00am	All day	Certificate/Diploma
	Building 80 Level 9 Room 9	Presentation	12.45pm	30 mins	Certificate/Diploma
Melbourne Cricket Education Academy Bowling Tunnel	Building 8 Level 4 Room 12	Activity	10.00am	All day	Diploma
Mortgage Broking	Building 80 Level 7 Room 9	Info point	10.00am	All day	Diploma
	Building 80 Level 9 Room 11	Presentation	11.00am	30 mins	Diploma
Project Management Practice	Building 8 Level 8 Room 24	Info point	10.00am	All day	Certificate/Diploma
	Building 8 Level 8 Rooms 44/47	Presentation	10.15am	45 mins	Certificate/Diploma
	Building 8 Level 8 Rooms 44/47	Presentation	1.30pm	30 mins	Certificate/Diploma
Social Impact	Building 80 Level 6 Room 5	Info point	10.00am	All day	Bachelor
	Building 80 Level 8 Room 10	Presentation	12.10pm	20 mins	Bachelor
Social Media Marketing	Building 80 Level 6 Room 5	Info point	10.00am	All day	
	Building 80 Level 9 Room 9	Presentation	1.30pm	30 mins	Certificate/Diploma
Strategy and Innovation	Building 80 Level 6 Room 5	Info point	10.00am	All day	Bachelor
	Building 80 Level 8 Room 12	Presentation	12.00pm, 2.40pm	20 mins	Bachelor
Supply Chain and Logistics	Building 80 Level 6 Room 4	Info point	10.00am	All day	Bachelor
	Building 80 Level 8 Room 11	Presentation	11.20am, 1.20pm	20 mins	Bachelor
Work-Integrated Learning	Building 80 Level 7 Room 8	Info point	10.00am	All day	Bachelor
Virtual Reality – Soft Skills for Business and Law	Building 80 Level 6 Room 9	Activity	10.00am	All day	Bachelor

Click on building location to open Google Maps

KEY:

Info point Drop-in, drop-out areas where you can speak to us about your course at any time.

Presentation Hear from our academics on hot topics in your study area or get an overview of your course.

Tour Join a study area tour to discover the facilities your course will be taught in.

Display Exhibits and demonstrations relevant to your course or study area.

Activity Practical tasks and experiences suitable for all skill levels.

Workshop Informative and interactive discussions with current students and academics.

For more information visit
rmit.edu.au/communication

Communication

	Location	Activities	Time	Duration	Study level
Creative Writing	Building 14 Level 2 Room 131	Info point	10.00am	All day	Bachelor
	Building 10 Level 3 Room 59	Presentation	2.00pm	45 mins	Bachelor
Journalism	Building 14 Level 2 Room 131	Info point	10.00am	All day	Bachelor
Journalism industry panel	Building 10 Level 3 Room 59	Presentation	12.30pm	30 mins	Bachelor
Journalism, Media and Professional Communication	Building 16 Level 5 Room 1	Presentation	10.50am, 2.15pm	45 mins	Bachelor
Media	Building 12 Level 2 Room 104	Info point	10.00am	All day	Bachelor
Media Program panel	Building 10 Level 3 Room 59	Presentation	1.15pm	30 mins	Bachelor
Professional Communication (Advertising)	Building 14 Level 2 Room 131	Info point	10.00am	All day	Bachelor
	Building 12 Level 3 Room 96	Presentation	12.00pm	30 mins	Bachelor
Professional Communication (Digital Communication)	Building 14 Level 2 Room 131	Info point	10.00am	All day	Bachelor
	Building 12 Level 3 Room 96	Presentation	1.30pm	30 mins	Bachelor
Professional Communication (Public Relations)	Building 14 Level 2 Room 131	Info point	10.00am	All day	Bachelor
	Building 12 Level 3 Room 96	Presentation	12.45pm	30 mins	Bachelor
Professional Writing and Editing	Building 94 Level 4 Room 27	Info point	10.00am	All day	Certificate/ Associate Degree
Professional Writing and Editing, Screenwriting and Creative Writing	Building 94 Level 1 Room 6	Presentation	10.45am	45 mins	Bachelor/Associate Degree/Advanced Diploma/Certificate
	Building 94 Level 1 Room 11	Presentation	1.30pm	45 mins	Bachelor/Associate Degree/Advanced Diploma/Certificate
Screenwriting	Building 94 Level 4 Room 26	Info point	10.00am	All day	Advanced Diploma

Click on building location to open Google Maps

KEY:

Info point Drop-in, drop-out areas where you can speak to us about your course at any time.

Presentation Hear from our academics on hot topics in your study area or get an overview of your course.

Tour Join a study area tour to discover the facilities your course will be taught in.

Display Exhibits and demonstrations relevant to your course or study area.

Activity Practical tasks and experiences suitable for all skill levels.

Workshop Informative and interactive discussions with current students and academics.

For more information visit
rmit.edu.au/design

Design

	Location	Activities	Time	Duration	Study level
Animation	Building 7 Level 3 Rooms 23 and 24	Info point	10.00am	All day	Bachelor
	Building 7 Level 3 Rooms 9, 10 and 14	Display	10.00am	All day	Bachelor
Animation, Digital Media and Game Design (focusing on Bachelor and Pathways)	Building 16 Level 5 Room 1	Presentation	11.45am, 3.10pm	45 mins	Certificate/Diploma/ Advanced Diploma/ Bachelor
Animation, Gaming and Visual Effects	Building 10 Level 2 Room 62	Info point	10.00am	All day	Certificate/Diploma/ Advanced Diploma
	Building 94 Level 2 Room 1	Info point	10.00am	All day	Certificate/Diploma/ Advanced Diploma
	Building 94 Level 1 Room 6	Presentation	2.30pm	30 mins	Certificate/Diploma/ Advanced Diploma
Communication Design	Building 94 Level 6 Room 24	Display	10.00am	All day	Certificate/Diploma/ Advanced Diploma
	Building 9 Level 3 Room 5A/B	Info point	10.00am	All day	Bachelor
	Building 9 Level 3 Rooms 4A/B and 6A/B	Display	10.00am	All day	Bachelor
Communication Design – visit the Makerspace	Building 9 Level 3 Room 3	Tour	10.00am	All day	Bachelor
Communication Design and Industrial Design	Building 16 Level 5 Room 1	Presentation	10.10am, 1.35pm	30 mins	Bachelor/Honours
Digital Media	Building 9 Level 3 Rooms 8 and 12	Info point	10.00am	All day	Bachelor
	Building 9 Level 3 Room 10	Display	10.00am	All day	Bachelor
Digital Media – Black Box Audio Playback	Building 12 Level 2 Room 103	Display	10.00am	All day	Bachelor
Furniture Design	Building 94 Level 2 Room 44	Info point	10.00am	All day	Associate Degree
	Building 16 Level 1 Room 1	Presentation	1.10pm	20 mins	Associate Degree
	Building 71 Level 2 Rooms 9 and 11	Tour Display Workshop	10.00am	All day	Associate Degree
Games Design	Building 9 Level 3 Rooms 7 and 9	Info point	10.00am	All day	Bachelor
	Building 9 Level 3 Room 11	Display	10.00am	All day	Bachelor
Graphic Design	Building 94 Level 2 Room 1	Info point	10.00am	All day	Certificate/Diploma/ Associate Degree
	Building 16 Level 1 Room 1	Presentation	12.30pm	20 mins	Certificate/Diploma/ Associate Degree
Industrial Design – visit the Workshop	Building 45 Level 1 Room 5	Info point	10.00am	All day	Bachelor/Honours
	Building 45 Level 1 Room 8	Tour	10.00am	All day	Bachelor/Honours
	Building 45 Level 1 Room 5A/B/C/D	Display	10.00am	All day	Bachelor/Honours

KEY:**Info point** Drop-in, drop-out areas where you can speak to us about your course at any time.**Presentation** Hear from our academics on hot topics in your study area or get an overview of your course.**Tour** Join a study area tour to discover the facilities your course will be taught in.**Display** Exhibits and demonstrations relevant to your course or study area.**Activity** Practical tasks and experiences suitable for all skill levels.**Workshop** Informative and interactive discussions with current students and academics.

Design (continued)



For more information visit
rmit.edu.au/design

	Location	Activities	Time	Duration	Study level
Interior Decoration and Design	Building 94 Level 2 Room 44	Info point	10.00am	All day	Certificate/Diploma/ Associate Degree
	Building 94 Level 1 Room 6	Presentation	11.35am	40 mins	Certificate/Diploma
	Building 94 Level 1 Room 6	Presentation	1.30pm	30 mins	Certificate/Diploma
Interior Decoration and Design, and Furniture Design	Building 94 Level 1 Room 6	Presentation	12.15pm, 2.00pm	30 mins	Associate Degree
Master of Communication Design	Building 9 Level 3 Room a2	Info point	10.00am	All day	Postgraduate
Master of Design Innovation and Technology	Building 45 Level 1 Room 5	Info point	10.00am	All day	Postgraduate
Product Design	Building 94 Level 2 Room 1	Info point	10.00am	All day	Diploma
	Building 16 Level 1 Room 1	Presentation	12.50pm	20 mins	Diploma

Click on building location to open Google Maps

Visit the Future Folds origami exhibition at Design Hub Gallery

Join us at Building 100, Level 2 (no room needed as the gallery is the entire floor) to hear from co-curator Malte Wagenfeld about the Master of Design Innovation and Technology program and exhibition partnership.

See RMIT Culture on page 7 for further details.

Education



For more information visit
rmit.edu.au/education

	Location	Activities	Time	Duration	Study level
Access and Inclusion	Building 8 Level 4 Room 11	Info point	10.00am	All day	N/A
Education degrees overview	Bowen St	Info point	10.00am	All day	Bachelor/Postgraduate
	Building 8 Level 11 Room 68	Presentation	10.30am, 12.00pm, 2.00pm	30 mins	All levels of study
Education Support	Building 78 Level 1 Room 1	Info point	10.00am	All day	Certificate
Teacher Education Preparation	Building 78 Level 1 Room 1	Info point	10.00am	All day	Certificate/Diploma
Tertiary Preparation	Building 78 Level 1 Room 1	Info point	10.00am	All day	Certificate
Training and Assessment	Building 78 Level 1 Room 1	Info point	10.00am	All day	Certificate
	Building 51 Level 5 Room 1	Presentation	12.30pm	30 mins	Certificate

KEY:

Info point Drop-in, drop-out areas where you can speak to us about your course at any time.

Presentation Hear from our academics on hot topics in your study area or get an overview of your course.

Tour Join a study area tour to discover the facilities your course will be taught in.

Display Exhibits and demonstrations relevant to your course or study area.

Activity Practical tasks and experiences suitable for all skill levels.

Workshop Informative and interactive discussions with current students and academics.

For more information visit
rmit.edu.au/engineering

Engineering

	Location	Activities	Time	Duration	Study level
Engineering degrees overview	Building 80 Level 1 Room 2	Presentation	10.30am, 12.00pm, 1.30pm	30 mins	Bachelor
	Building 80 Level 2 Room 2	Presentation	11.00am, 12.30pm, 2.00pm	30 mins	Bachelor
	Building 80 Level 2 Room 7	Presentation	10.00am, 11.30am, 1.00pm, 2.30pm	30 mins	Bachelor
Aerospace Engineering and Aviation	A'Beckett Urban Square	Info point	10.00am	All day	Bachelor
Applied Technologies and Advanced Manufacturing	A'Beckett Urban Square	Info point	10.00am	All day	Associate Degree/ Diploma
	Building 80 Level 2 Room 2	Presentation	2.30pm	30 mins	Associate Degree/ Diploma
Aviation	Building 55 Level 2 Room 5	Tour	11.30am	30 mins	Associate Degree/ Diploma
	Building 80 Level 2 Room 2	Presentation	11.45am, 1.15pm	30 mins	Bachelor
Aviation Academy	A'Beckett Urban Square	Info point	10.00am	All day	Bachelor
Biomedical Engineering	A'Beckett Urban Square	Info point	10.00am	All day	Bachelor
Biomedical Engineering Projects	Building 10 Level 9 Room 12	Display	10.00am	All day	Bachelor
Chemical Engineering	A'Beckett Urban Square	Info point	10.00am	All day	Bachelor
Chemical Engineering – Lab demonstrations	Building 7 Level 1 Room 8	Tour	10.00am	All day	Bachelor
Civil Engineering	A'Beckett Urban Square	Info point	10.00am	All day	Bachelor
Civil Engineering Earthquake Simulator	A'Beckett Urban Square	Display	10.00am	All day	Bachelor
Collision Avoidance Radar Systems for Autonomous Vehicles	A'Beckett Urban Square	Display	10.00am	All day	Bachelor
Electrical Engineering	A'Beckett Urban Square	Info point	10.00am	All day	Bachelor
Electronic and Computer Systems Engineering	A'Beckett Urban Square	Info point	10.00am	All day	Bachelor
Electronics and Communications Engineering	A'Beckett Urban Square	Info point	10.00am	All day	Associate Degree/ Advanced Diploma
Engineering (Aeronautical)	A'Beckett Urban Square	Info point	10.00am	All day	Associate Degree/ Advanced Diploma
Engineering (Mechanical)	A'Beckett Urban Square	Info point	10.00am	All day	Associate Degree/ Advanced Diploma

KEY:**Info point** Drop-in, drop-out areas where you can speak to us about your course at any time.**Presentation** Hear from our academics on hot topics in your study area or get an overview of your course.**Tour** Join a study area tour to discover the facilities your course will be taught in.**Display** Exhibits and demonstrations relevant to your course or study area.**Activity** Practical tasks and experiences suitable for all skill levels.**Workshop** Informative and interactive discussions with current students and academics.

For more information visit
rmit.edu.au/engineering

Engineering (continued)

	Location	Activities	Time	Duration	Study level
Engineering Technology					
<ul style="list-style-type: none"> ■ Advanced Manufacturing and Mechatronics ■ Aerospace ■ Civil ■ Computer and Network ■ Electrical and Electronics ■ Mechanical 	A'Beckett Urban Square	Info point	10.00am	All day	Associate Degree/ Advanced Diploma
Engineering Technology Electronics and Communications	Building 80 Level 1 Room 2	Presentation	11.00am, 2.00pm	30 mins	Associate Degree/ Advanced Diploma
Environmental Engineering	A'Beckett Urban Square	Info point	10.00am	All day	Bachelor
Environmental Engineering – Careers Tackling Global Environmental Challenges	Building 10 Level 7 Room 22	Display	10.00am	All day	Bachelor
Manufacturing – 3D Printing in Action	A'Beckett Urban Square	Display	10.00am	All day	Bachelor
Mechanical Engineering	A'Beckett Urban Square	Info point	10.00am	All day	Bachelor
Mechatronics and Manufacturing Engineering	A'Beckett Urban Square	Info point	10.00am	All day	Bachelor
Wearable Electronic Sensors and Next-Generation Technology	Building 10 Level 9 Room 14	Display	10.00am	All day	Bachelor
Software Engineering	A'Beckett Urban Square	Info point	10.00am	All day	Bachelor
Vocational Education Civil Engineering	Building 56 Level 4 Room 87	Activity	11.00am	60 mins	Advanced Diploma
Vocational Education Engineering (ALL)	Building 57 Level 2 Room 14	Tour	2.45pm	30 mins	Associate Degree/ Advanced Diploma
Vocational Education Engineering (Mechanical, Aeronautical, Civil Engineering Design)	Building 80 Level 1 Room 2	Presentation	10.00am, 12.30pm	30 mins	Advanced Diploma
Women in STEM	Building 10 Level 4 Room 51 (near Student Connect)	Info point	10.00am	All day	All levels of study
	Building 80 Level 10 Room 17	Presentation	11.30am, 12.30pm	30 mins	All levels of study

Click on building location to open Google Maps

Discover Engineering at A'Beckett Urban Square

Join us for an immersive experience that will ignite your curiosity and inspire your mind. Engage in inspiring conversations, dive into hands-on VR technology, and explore the vast world of engineering.

KEY:**Info point** Drop-in, drop-out areas where you can speak to us about your course at any time.**Presentation** Hear from our academics on hot topics in your study area or get an overview of your course.**Tour** Join a study area tour to discover the facilities your course will be taught in.**Display** Exhibits and demonstrations relevant to your course or study area.**Activity** Practical tasks and experiences suitable for all skill levels.**Workshop** Informative and interactive discussions with current students and academics.

Environment



For more information visit
rmit.edu.au/environment

	Location	Activities	Time	Duration	Study level
Environment and Society	Building 80 Level 3 Room 14	Info point	10:00am	All day	Bachelor
	Building 80 Level 3 Room 15	Presentation	12:00pm, 2:45pm	30 mins	Bachelor
Environment and Society – Environmental Science	Building 80 Level 3 Room 14	Info point	10:00am	All day	Bachelor
	Building 80 Level 3 Room 15	Presentation	12:00pm, 2:45pm	30 mins	Bachelor
Sustainability and Urban Planning – Career Q&A with industry	Building 80 Level 3 Room 21	Workshop	10:00am	All day	Bachelor
Sustainability and Urban Planning – student projects	Building 80 Level 3 Room 12	Display	9:30am	All day	Bachelor
Urban and Regional Planning	Building 80 Level 3 Room 14	Info point	10:00am	All day	Bachelor
	Building 80 Level 3 Room 15	Presentation	10:45am, 1:15pm	30 mins	Bachelor

Click on building location to open Google Maps

Fashion



For more information visit
rmit.edu.au/fashion

	Location	Activities	Time	Duration	Study level
Fashion and Textiles Design	Building 8 Level 12 Room 11	Info point	10:00am	All day	Bachelor/Honours/ Master
Fashion and Textiles Design Honours – open studio	Building 8 Level 12 Room 10	Display	10:00am	All day	Bachelor/Honours/ Master
Fashion <ul style="list-style-type: none"> ■ Business and Retail ■ Design and Technology ■ Fashion Styling ■ Textiles and Footwear 	Building 94 Level 2 Room 1	Info point	10:00am	All day	Certificate/Diploma/ Associate Degree
Fashion Design – open studio	Building 8 Level 12 Room 9	Display	10:00am	All day	Bachelor/Honours/ Master

Explore careers in fashion and textiles

Immerse yourself in an interactive journey through fashion and textile design, technology and enterprise. Witness live photoshoots, see behind the scenes, and engage with students as they test their work and discuss the creative process. Visit our Brunswick campus to explore the world of fashion and textiles at RMIT.

Refer to page 44 for further information.

KEY:

Info point Drop-in, drop-out areas where you can speak to us about your course at any time.

Presentation Hear from our academics on hot topics in your study area or get an overview of your course.

Tour Join a study area tour to discover the facilities your course will be taught in.

Display Exhibits and demonstrations relevant to your course or study area.

Activity Practical tasks and experiences suitable for all skill levels.

Workshop Informative and interactive discussions with current students and academics.

Health



For more information visit
rmit.edu.au/health

	Location	Activities	Time	Duration	Study level
Allied Health Assistance	Building 51 Level 2 Room 6	Info point	10.00am	All day	Certificate
Dental Assisting	Building 51 Level 4 Room 3	Presentation	1.30pm	30 mins	Certificate
Dental Studies	Building 51 Level 2 Room 6	Info point	10.00am	All day	Certificate/Diploma/ Advanced Diploma
Dental Technology and Dental Prosthetics	Building 51 Level 4 Room 3	Presentation	10.30am	30 mins	Diploma/Advanced Diploma
Health Sciences	Building 51 Level 2 Room 6	Info point	10.00am	All day	Associate Degree
Health Sciences and Allied Health Assistance	Building 51 Level 4 Room 3	Presentation	11.45am	30 mins	Certificate/ Associate Degree
Medical Radiations	Building 51 Level 2 Room 2	Info point	10.00am	All day	Bachelor
Myotherapy and Massage	Building 51 Level 2 Room 6	Info point	10.00am	All day	Diploma/Advanced Diploma
	Building 51 Level 7 Room 8	Presentation	11.00am, 1.00pm	30 mins	Diploma/Advanced Diploma
Nursing (Registered Nurse)	Building 51 Level 2 Room 14	Info point	10.00am	All day	Bachelor
	Building 51 Level 6 Room 5	Presentation	11.00am, 1.00pm, 2.30pm	30 mins	Bachelor
Nursing (Enrolled Nurse)	Building 51 Level 2 Room 14	Info point	10.00am	All day	Diploma
	Building 51 Level 6 Room 5	Presentation	10.30am, 12.30pm, 2.00pm	30 mins	Diploma
	Building 51 Level 4 Room 11	Tour	11.30am, 1.30pm	30 mins	Diploma
Osteopathy	Building 51 Level 2 Room 2	Info point	10.00am	All day	Bachelor
Pharmacy	Building 51 Level 2 Room 2	Info point	10.00am	All day	Bachelor

Click on building location to open Google Maps

KEY:

Info point Drop-in, drop-out areas where you can speak to us about your course at any time.

Presentation Hear from our academics on hot topics in your study area or get an overview of your course.

Tour Join a study area tour to discover the facilities your course will be taught in.

Display Exhibits and demonstrations relevant to your course or study area.

Activity Practical tasks and experiences suitable for all skill levels.

Workshop Informative and interactive discussions with current students and academics.

For more information visit
rmit.edu.au/infotech

Information Technology

	Location	Activities	Time	Duration	Study level
Augmented and Mixed Reality Games	Alumni Courtyard	Activity	10.00am	All day	Bachelor
Computer Science	Alumni Courtyard	Info point	10.00am	All day	Bachelor
Computing Technologies – industry keynote	Building 12 Level 10 Room 2	Presentation	1.10pm	30 mins	Bachelor
Computing Technologies overview: all degrees	Building 12 Level 10 Room 2	Presentation	10.00am, 10.40am, 12.30pm, 1.50pm, 3.10pm	30 mins	Bachelor
	Building 12 Level 12 Room 2	Presentation	10.30am, 11.10am, 11.50am	30 mins	Bachelor
Cyber Security	Alumni Courtyard	Info point	10.00am	All day	Bachelor
Cyber Security Hackathon	Building 12 Level 10 Room 6	Activity	10.00am	All day	Bachelor
Cybersecurity panel	Building 12 Level 10 Room 2	Presentation	2.30pm	30 mins	Bachelor
Data Science	Alumni Courtyard	Info point	10.00am	All day	Bachelor
Education Pathways with Apple Platforms	Building 14 Level 4 Room 144	Workshop	11.00am, 12.00pm, 1.30pm, 2.30pm	30 mins	Bachelor
Information Technology	Alumni Courtyard	Info point	10.00am	All day	Bachelor
Information Technology and Networking	Alumni Courtyard	Info point	10.00am	All day	Advanced Diploma
Software Engineering	Alumni Courtyard	Info point	10.00am	All day	Bachelor
	Alumni Courtyard	Info point	10.00am	All day	Associate Degree/Diploma/Certificate
Vocational Education Information Technology	Building 12 Level 12 Room 2	Presentation	10.00am	30 mins	Associate Degree/Diploma/Certificate
	Building 12 Level 10 Room 2	Presentation	12.00pm	30 mins	Associate Degree/Diploma/Certificate
	Building 56 Level 4 Room 86	Tour	1.30pm	30 mins	Associate Degree/Diploma/Certificate
Walert: Your Open Day FAQ Buddy	Building 12 Level 10 Room 6	Activity	10.00am	All day	Bachelor
Women in Information Technology	Building 12 Level 10 Room 2	Presentation	11.20am	30 mins	Bachelor
Women in STEM	Building 10 Level 4 Room 51 (near Student Connect)	Info point	10.00am	All day	All levels of study
	Building 80 Level 10 Room 17	Presentation	11.30am, 12.30pm	30 mins	All levels of study

Visit the Computing and Science Immersive Hub

Explore the latest advancements in technology and science. Engage with interactive experiences, inspiring talks, and innovative demonstrations. Unleash your curiosity and be amazed at the Alumni Courtyard.

Law



For more information visit
rmit.edu.au/law

	Location	Activities	Time	Duration	Study level
Criminal Justice	Building 80 Level 3 Room 6	Info point	10.00am	All day	Bachelor
	Building 80 Level 4 Room 11	Presentation	10.00am, 11.15am, 12.30pm, 1.30pm, 3.00pm	30 mins	Bachelor
Criminology and Justice	Building 80 Level 3 Room 6	Info point	10.00am	All day	Bachelor
	Building 80 Level 4 Room 11	Presentation	10.00am, 11.15am, 12.30pm, 1.30pm, 3.00pm	30 mins	Bachelor
Criminology and Justice Studies – Work-Integrated Learning and Industry	Building 80 Level 3 Room 11	Workshop	10.00am, 11.00am, 12.00pm, 1.00pm, 2.00pm, 3.00pm	All day	Bachelor
Criminology and Psychology	Building 80 Level 3 Room 6	Info point	10.00am	All day	Bachelor
	Building 80 Level 4 Room 11	Presentation	10.00am, 11.15am, 12.30pm, 1.30pm, 3.00pm	30 mins	Bachelor
Law clubs and societies	Building 80 Level 4 Foyer	Info point	10.00am	All day	Bachelor
Law	Building 80 Level 4 Room 19	Info point	10.00am	All day	Bachelor
	Building 80 Level 4 Room 6	Presentation	10.30am, 11.40am, 12.50pm, 2.00pm	30 mins	Bachelor
	Building 80 Level 4 Room 19	Tour	10.00am, 11.00am, 12.00pm, 1.00pm, 2.00pm, 3.00pm	60 mins	Bachelor
Legal and Dispute Studies	Building 80 Level 3 Room 5	Info point	10.00am	All day	Bachelor
	Building 80 Level 9 Room 12	Presentation	10.30am, 12.00pm, 2.00pm	30 mins	Bachelor
Legal Practice and Conveyancing	Building 80 Level 4 Room 19	Info point	10.00am	All day	Associate Degree/ Advanced Diploma
	Building 80 Level 9 Room 9	Presentation	10.45am	30 mins	Associate Degree/ Advanced Diploma

[Click on building location to open Google Maps](#)

KEY:

Info point Drop-in, drop-out areas where you can speak to us about your course at any time.

Presentation Hear from our academics on hot topics in your study area or get an overview of your course.

Tour Join a study area tour to discover the facilities your course will be taught in.

Display Exhibits and demonstrations relevant to your course or study area.

Activity Practical tasks and experiences suitable for all skill levels.

Workshop Informative and interactive discussions with current students and academics.

For more information visit
rmit.edu.au/media

Media

	Location	Activities	Time	Duration	Study level
Journalism	Building 14 Level 2 Room 131	Info point	10.00am	All day	Bachelor
	Building 12 Level 2 Room 105A	Display	10.00am	All day	Bachelor
Journalism industry panel	Building 10 Level 3 Room 59	Presentation	12.30pm	30 mins	Bachelor
Journalism, Media and Professional Communication	Building 16 Level 5 Room 1	Presentation	10.50am, 2.15pm	45 mins	Bachelor
Live Production and Technical Services	Building 9 Level 1 Room 24	Info point	10.00am	All day	Diploma
	Building 94 Level 2 Room 1	Info point	10.00am	All day	Diploma
	Building 94 Level 1 Room 11	Presentation	11.30am, 1.00pm	30 mins	Diploma
Media	Building 12 Level 2 Room 104	Info point	10.00am	All day	Bachelor
Media program panel	Building 10 Level 3 Room 59	Presentation	1.15pm	30 mins	Bachelor
Media and Communication – minors options	Building 14 Level 2 Room 131	Info point	10.00am	All day	Bachelor
Music (Sound Production)	Building 94 Level 2 Room 1	Info point	10.00am	All day	Advanced Diploma/ Diploma
	Building 94 Level 1 Room 11	Presentation	11.00am, 12.30pm, 3.00pm	30 mins	Advanced Diploma/ Diploma
	Building 94 Level 2 Rooms 23 and 26	Display	10.00am	All day	Advanced Diploma/ Diploma
Music Industry	Building 14 Level 2 Room 131	Info point	10.00am	All day	Bachelor
	Building 16 Level 1 Room 1	Presentation	10.40am, 2.10pm	20 min	Bachelor
	Building 5 Level 3 Room 3	Tour	10.00am	All day	Bachelor
Music industry demonstration – Duelling DJs/Silent Disco	Building 14 Level 2 Room 131	Display	10.00am, 2.00pm	2 hours	Bachelor
Music industry Q&A panel	Building 10 Level 3 Room 59	Presentation	11.45am	30 mins	Bachelor

Click on building location to open Google Maps**KEY:****Info point** Drop-in, drop-out areas where you can speak to us about your course at any time.**Presentation** Hear from our academics on hot topics in your study area or get an overview of your course.**Tour** Join a study area tour to discover the facilities your course will be taught in.**Display** Exhibits and demonstrations relevant to your course or study area.**Activity** Practical tasks and experiences suitable for all skill levels.**Workshop** Informative and interactive discussions with current students and academics.

Media (continued)



For more information visit
rmit.edu.au/media

	Location	Activities	Time	Duration	Study level
Screen and Media	Building 10 Level 2 Room 62	Info point	10.00am	All day	Certificate/Diploma/ Advanced Diploma/ Associate Degree
	Building 94 Level 2 Room 1	Info point	10.00am	All day	Certificate/Diploma/ Advanced Diploma/ Associate Degree
	Building 94 Level 1 Room 6	Presentation	3.00pm	30 mins	Certificate/Diploma/ Advanced Diploma/ Associate Degree
	Building 94 Level 1 Room 11	Presentation	10.30am	30 mins	Certificate/Diploma/ Advanced Diploma/ Associate Degree
	Building 16 Level 1 Room 1	Presentation	12.00pm	30 mins	Certificate/Diploma/ Advanced Diploma/ Associate Degree
	Building 10 Level 2 Rooms 68 and 69	Display	10.00am	All day	Certificate/Diploma/ Advanced Diploma/ Associate Degree
	Building 12 Level 2 Room 101	Display	10.00am	All day	Certificate/Diploma/ Advanced Diploma/ Associate Degree
	Building 94 Level 2 Rooms 11 and 13	Display	10.00am	All day	Certificate/Diploma/ Advanced Diploma/ Associate Degree

Property



For more information visit
rmit.edu.au/property

	Location	Activities	Time	Duration	Study level
Property Development, Investment and Valuation	Building 8 Level 8 Room 22	Info point	10.00am	All day	Bachelor/Honours
	Building 8 Level 8 Rooms 44/47	Presentation	11.00am, 1.30pm	30 mins	Bachelor/Honours

Psychology



For more information visit
rmit.edu.au/psychology

	Location	Activities	Time	Duration	Study level
Psychology	Building 8 Level 2 Room 3	Info point	10.00am	All day	Bachelor/Honours
	Building 8 Level 2 Room 4	Presentation	10.00am, 11.05am, 1.10pm, 2.10pm, 3.15pm	20 mins	Bachelor

KEY:

Info point Drop-in, drop-out areas where you can speak to us about your course at any time.

Presentation Hear from our academics on hot topics in your study area or get an overview of your course.

Tour Join a study area tour to discover the facilities your course will be taught in.

Display Exhibits and demonstrations relevant to your course or study area.

Activity Practical tasks and experiences suitable for all skill levels.

Workshop Informative and interactive discussions with current students and academics.

For more information visit
rmit.edu.au/science

Science

	Location	Activities	Time	Duration	Study level
Applied Science	Building 51 Level 2 Room 6	Info point	10.00am	All day	Associate Degree
Applied Science	Building 51 Level 4 Room 3	Presentation	12.45pm	30 mins	Certificate/Diploma/ Associate Degree
Laboratory Techniques	Building 51 Level 8 Rooms 10 and 11	Presentation	1.15pm	30 mins	Certificate/Diploma/ Associate Degree
Bachelor of Science	Alumni Courtyard	Info point	10.00am	All day	Bachelor
Bachelor of Science overview	Building 12 Level 13 Room 2	Presentation	10.00am, 2.40pm	30 mins	Bachelor
Biotechnology and Biosciences	Alumni Courtyard	Info point	10.00am	All day	Bachelor
	Building 14 Level 13 Room 8	Tour	10.00am	All day	Bachelor
Chemistry	Alumni Courtyard	Info point	10.00am	All day	Bachelor
Chemistry Lab demonstration	Building 14 Level 5 Room 8	Display	10.00am	All day	Bachelor
Conservation and Ecosystem Management	Alumni Courtyard	Info point	10.00am	All day	Diploma
	Building 12 Level 12 Room 2	Presentation	2.50pm	30 mins	Diploma
Electron Microscopy in Action	Building 14 Level 7 Room 5	Display	10.00am	All day	Bachelor
Environmental Science	Alumni Courtyard	Info point	10.00am	All day	Bachelor
	Building 12 Level 13 Room 2	Presentation	2.00pm	30 mins	Bachelor
	Building 14 Level 5 Room 9	Display	10.00am	All day	Bachelor
Food Technology and Nutrition Science	Alumni Courtyard	Info point	10.00am	All day	Bachelor
	Building 12 Level 12 Room 2	Presentation	12.30pm	30 mins	Bachelor
Food Technology and Nutrition Bites of Tomorrow: Explore Food Technology and Nutrition	Alumni Courtyard	Display	10.00am	All day	Bachelor
Geospatial Science Major	Building 12 Level 12 Room 2	Presentation	1.10pm	30 mins	Bachelor
Geospatial Science: Exploring our Changing World	Building 14 Level 6 Room 13	Workshop	10.00am	All day	Bachelor
Laboratory Techniques	Building 51 Level 2 Room 6	Info point	10.00am	All day	Certificate/Diploma
Maths and Statistics: Unlock the Secrets	Alumni Courtyard	Activity	10.00am	All day	Bachelor
Maths and Statistics Majors	Alumni Courtyard	Info point	10.00am	All day	Bachelor
Physics Major	Alumni Courtyard	Info point	10.00am	All day	Bachelor

KEY:**Info point** Drop-in, drop-out areas where you can speak to us about your course at any time.**Presentation** Hear from our academics on hot topics in your study area or get an overview of your course.**Tour** Join a study area tour to discover the facilities your course will be taught in.**Display** Exhibits and demonstrations relevant to your course or study area.**Activity** Practical tasks and experiences suitable for all skill levels.**Workshop** Informative and interactive discussions with current students and academics.

For more information visit
rmit.edu.au/science

Science (continued)

	Location	Activities	Time	Duration	Study level
Physics and Space demonstrations	Building 14 Level 5 Room 11	Display	10.00am	All day	Bachelor
Reality Bites: A VR Experience Inside the Human Body	Alumni Courtyard	Activity	10.00am	All day	Bachelor
Science Multidisciplinary Lab Tour	Building 14 Level 5 Room 13	Tour	10.00am	All day	Bachelor
Bioscience and Biotechnology Major	Building 12 Level 13 Room 2	Presentation	10.40am	30 mins	Bachelor
Chemistry Major	Building 12 Level 13 Room 2	Presentation	11.20am	30 mins	Bachelor
Maths and Statistics Majors	Building 12 Level 13 Room 2	Presentation	1.20pm	30 mins	Bachelor
Physics Major	Building 12 Level 13 Room 2	Presentation	12.00pm	30 mins	Bachelor
Space Science	Building 12 Level 13 Room 2	Presentation	12.40pm	30 mins	Bachelor
Surveying	Building 12 Level 12 Room 2	Presentation	1.50pm	30 mins	Bachelor
Surveying and Geospatial Science	Alumni Courtyard	Info point	10.00am	All day	Bachelor
Surveying: Measuring our World with Lasers and Robots	Alumni Courtyard	Display	10.00am	All day	Bachelor
Women in STEM	Building 10 Level 4 Room 51 (near Student Connect)	Info point	10.00am	All day	All levels of study
	Building 80 Level 10 Room 17	Presentation	11.30am, 12.30pm	30 mins	All levels of study

Visit the Computing and Science Immersive Hub

Explore the latest advancements in technology and science. Engage with interactive experiences, inspiring talks, and innovative demonstrations. Unleash your curiosity and be amazed in the Alumni Courtyard.

For more information visit
rmit.edu.au/socialcommunity

Social and Community

	Location	Activities	Time	Duration	Study level
Alcohol and Other Drugs	Building 8 Level 2 Kaleide Theatre Foyer	Info point	10.00am	All day	Certificate
Community Services	Building 8 Level 2 Kaleide Theatre Foyer	Info point	10.00am	All day	Certificate/Diploma
	Building 8 Level 2 Kaleide Theatre	Presentation	12.05pm	20 mins	Certificate/Diploma
Course in Recognising and Responding to Sexual Violence	Building 8 Level 2 Kaleide Theatre Foyer	Info point	10.00am	All day	
Disability Support	Building 51 Level 2 Room 5	Info point	10.00am	All day	Certificate

KEY:

Info point Drop-in, drop-out areas where you can speak to us about your course at any time.

Presentation Hear from our academics on hot topics in your study area or get an overview of your course.

Tour Join a study area tour to discover the facilities your course will be taught in.

Display Exhibits and demonstrations relevant to your course or study area.

Activity Practical tasks and experiences suitable for all skill levels.

Workshop Informative and interactive discussions with current students and academics.



Social and Community (continued)

	Location	Activities	Time	Duration	Study level
Individual Support	Building 51 Level 2 Room 5	Info point	10.00am	All day	Certificate
	Building 80 Level 3 Room 4	Info point	10.00am	All day	Bachelor
International Studies	Building 80 Level 3 Room 15	Presentation	10.00am, 11.15am, 12.30pm, 2.00pm	45 mins	Bachelor
International Studies – Languages	Building 80 Level 3 Room 3	Info point	10.00am	All day	Bachelor
Learn a Language – Chinese	Building 80 Level 3 Room 1	Activity	11.00am	15 mins	N/A
Learn a Language – French	Building 80 Level 3 Room 1	Activity	12.00pm	15 mins	N/A
Learn a Language – Japanese	Building 80 Level 3 Room 1	Activity	1.00pm	15 mins	N/A
Learn a Language – Spanish	Building 80 Level 3 Room 1	Activity	2.00pm	15 mins	N/A
Mental Health	Building 8 Level 2 Kaleide Theatre Foyer	Info point	10.00am	All day	Certificate
	Building 8 Level 2 Kaleide Theatre Foyer	Info point	10.00am	All day	Bachelor
Social Science (Psychology)	Building 8 Level 2 Kaleide Theatre	Presentation	10.00am, 11.05am, 1.10pm, 2.10pm, 3.15pm	20 mins	Bachelor
Social Work	Building 8 Level 2 Kaleide Theatre Foyer	Info point	10.00am	All day	Bachelor
	Building 8 Level 2 Kaleide Theatre	Presentation	10.30am, 12.35pm, 2.40pm	25 mins	Bachelor
Social Work (Honours)/ Social Science (Psychology)	Building 8 Level 2 Kaleide Theatre Foyer	Info point	10.00am	All day	Bachelor/Honours
	Building 8 Level 2 Kaleide Theatre	Presentation	10.30am, 12.35pm, 2.40pm	25 mins	Bachelor/Honours
Translating and Interpreting	Building 80 Level 3 Room 4	Info point	10.00am	All day	Certificate/Diploma/ Advanced Diploma
Youth Work	Building 8 Level 2 Kaleide Theatre Foyer	Info point	10.00am	All day	Certificate/Diploma/ Bachelor
	Building 8 Level 2 Kaleide Theatre	Presentation	11.35am, 1.40pm	20 mins	Certificate/Diploma/ Bachelor

KEY:

Info point Drop-in, drop-out areas where you can speak to us about your course at any time.

Presentation Hear from our academics on hot topics in your study area or get an overview of your course.

Tour Join a study area tour to discover the facilities your course will be taught in.

Display Exhibits and demonstrations relevant to your course or study area.

Activity Practical tasks and experiences suitable for all skill levels.

Workshop Informative and interactive discussions with current students and academics.



Brunswick campus

Sunday 11 August, 10am-3pm

General information

	Location	Activities	Time	Duration	Study level
Introduction to RMIT and Early Offer	Building 514 Level 2 Room 1	Presentation	12.00pm	60 mins	All levels of study

Explore careers in fashion and textiles

Immerse yourself in an interactive journey through fashion and textile design, technology and enterprise. Witness live photoshoots, see behind the scenes, and engage with students as they test their work and discuss the creative process. Discover the exciting opportunities in fashion and textiles.

Refer to page 44 for further information.

Visit the Brunswick campus

Bus departing City campus travelling to Brunswick campus from Russell Street.

10.30am, 11.00am, 11.30am, 12.00pm, 1.00pm, 1.30pm, 2.00pm, 2.30pm, 3.00pm, 3.30pm

Bus departing Brunswick campus travelling to City campus from behind Building 514.

10.00am, 10.30am, 11.00am, 11.30am, 12.30pm, 1.00pm, 1.30pm, 2.00pm, 2.30pm, 3.00pm, 3.30pm

KEY:

Info point Drop-in, drop-out areas where you can speak to us about your course at any time.

Presentation Hear from our academics on hot topics in your study area or get an overview of your course.

Tour Join a study area tour to discover the facilities your course will be taught in!

Display Exhibits and demonstrations relevant to your course or study area.

Activity Practical tasks and experiences suitable for all skill levels.

Workshop Informative and interactive discussions with current students and academics.

Brunswick campus


Sunday 11 August

- Building for Open Day
- Other Building
- 123 Building Number
- Road
- Railway
- Parklands

Transport and Services

-  Food and Beverage
-  First Aid
-  Security
-  Parking
-  Food Trucks
-  Bus Stop—free bus to City campus
-  Ramp
-  Emergency Assembly Area

General Info Points

-  Welcome Tent
-  Student Clubs
-  Entertainment Precinct
-  Student Fashion in Focus
- 515 Design and Fashion Precinct
-  General Information
-  Industry and Global Experiences
-  Prize Hub
- 514 Vocational Fashion and Textiles
- 516 Auditorium and Fashion Hub

* Showcasing the exciting opportunities of careers in Fashion & Textiles, the Live Experience will immerse you in an interactive journey through fashion and textile design, technology, and enterprise. See the behind the scenes of students working on live photoshoots, testing their work and discussing the creative process.



To find out the times and locations of events happening around campus, scan the QR code to view the full schedule.





P

To Jewell train station

511

512

Student Fashion in Focus

514

513

Bus depart for City campus

P

Design



For more information visit
rmit.edu.au/design

	Location	Activities	Time	Duration	Study level
Graphic Design	Building 515 Level 2 Room 12	Info point Display	10.00am	All day	Certificate/Diploma Associate Degree
	Building 515 Level 3 Room 6	Presentation	11.30am, 1.30pm	30 mins	Certificate/Diploma Associate Degree
	Building 515 Level 2 Rooms 10-11	Display	11.00am	120 mins	Certificate/Diploma Associate Degree
Product Design	Building 515 Level 1 Room 8, 10-12	Info point Display	10.00am	All day	Diploma

Click on building location to open Google Maps

Fashion



For more information visit
rmit.edu.au/fashion

	Location	Activities	Time	Duration	Study level
Custom Made Footwear	Building 514 Level 1 Room 1	Info point	10.00am	All day	Certificate/Diploma
	Building 513 Level 2 Room 4	Activity	12.30pm	30 mins	Certificate/Diploma
Custom Made Footwear and Textile Design	Building 514 Level 2 Room 1	Presentation	11.30am	30 mins	Certificate
Fashion (Business and Retail and Design and Technology)	Building 514 Level 1 Room 1	Info point	10.00am	All day	Associate Degree
Fashion and Textiles Live Experience	Building 516 Level 2 Room 1	Activity	10.00am	All day	All levels of study
Fashion and Textiles Design, Technology and Enterprise	Building 516 Level 2 Room 5	Presentation	11.15am	30 mins	Bachelor
Fashion and Textiles Interactive Experience	Building 514 Level 1 Room 1	Activity	10.00am	All day	All levels of study
Fashion and Textiles Sustainable Innovation	Building 516 Level 1 Room 10	Info point	10.00am	All day	Bachelor
	Building 516 Level 2 Room 5	Presentation	1.15pm	30 mins	Bachelor
Fashion <ul style="list-style-type: none"> ■ Business and Retail ■ Design and Technology ■ Fashion Styling 	Building 514 Level 1 Room 1	Info point	10.00am	All day	Associate Degree
	Building 514 Level 2 Room 1	Presentation	10.30am, 2.30pm	30 mins	Associate Degree/ Diploma
	Building 514 Level 2 Room 1	Presentation	1.00pm	45 mins	Certificate/Diploma Associate Degree
Fashion degree film	Building 516 Level 2 Room 5	Presentation	12.00pm	30 mins	Bachelor/Honours/ Master

KEY:

Info point Drop-in, drop-out areas where you can speak to us about your course at any time.

Presentation Hear from our academics on hot topics in your study area or get an overview of your course.

Tour Join a study area tour to discover the facilities your course will be taught in.

Display Exhibits and demonstrations relevant to your course or study area.

Activity Practical tasks and experiences suitable for all skill levels.

Workshop Informative and interactive discussions with current students and academics.

For more information visit
rmit.edu.au/fashion

Fashion (continued)

	Location	Activities	Time	Duration	Study level
Fashion Design	Building 516 Level 1 Rooms 4 and 5	Info point	10.00am	All day	Bachelor
	Building 516 Level 2 Room 5	Presentation	10.30am, 2.00pm	30 mins	Bachelor
Fashion Design – Roaming	Building 516 Level 1 Room 4	Activity	10.00am	All day	Bachelor/Honours
Fashion Design Alumni Work	Building 516 Levels 1 and 2	Display	10.00am	All day	N/A
Fashion Enterprise	Building 516 Level 1 Room 10	Info point	10.00am	All day	Bachelor
	Building 516 Level 2 Room 5	Presentation	12.30pm	30 mins	Bachelor
Fashion, Textiles and Footwear	Building 513 Level 1 Room 1	Tour	10.00am, 11.00am, 12.00pm, 2.00pm	30 mins	Certificate/Diploma Associate Degree
Textile Design	Building 516 Level 1 Room 9	Info point	10.00am	All day	Bachelor
Textile Design and Technology	Building 514 Level 1 Room 1	Info point	10.00am	All day	Certificate/Diploma
	Building 513 Level 1 Room 2	Activity	10.30am, 2.00pm	30 mins	N/A

Click on building location to open Google Maps

KEY:

Info point Drop-in, drop-out areas where you can speak to us about your course at any time.

Presentation Hear from our academics on hot topics in your study area or get an overview of your course.

Tour Join a study area tour to discover the facilities your course will be taught in.

Display Exhibits and demonstrations relevant to your course or study area.

Activity Practical tasks and experiences suitable for all skill levels.

Workshop Informative and interactive discussions with current students and academics.





Campus free wifi

Connect to RMIT wireless network

Bundoora

Network: RMIT-Guest

Code: 215378

Brunswick

Network: RMIT-Guest

Code: 514971

City

Network: RMIT-Guest

Code: 995149

Register your attendance to claim your freebie!



Let us know you attended Open Day
and visit us at a Prize Hub to claim
your instant prize.

We have Prize Hubs located around our campuses, to claim your freebie:

1. Register your attendance by scanning the QR Code above.
2. Show your confirmation of registration to one of the Prize Hub crew.
3. Claim your freebie.

To find a Prize Hub, visit our campus maps

*Terms and conditions apply

Contact us

330 Swanston Street (cnr La Trobe Street)
Melbourne VIC 3000
+61 3 9925 2260

Connect with RMIT

