

Navigating from Swanston Street to the Library (energy-conserving, indoor path with lift access)

Note: this path may require swipe card access.

We start at the RMIT Design Hub in the North-East corner of the intersection of Swanston and La Trobe Street. The building has distinct green decorations that look like clouds. The **intersection may be busy** and there may be construction work. **Watch out for construction signs, obstacles, narrow paths, cyclists, and uneven surfaces**




Figure 1. RMIT Design Hub

Walk past RMIT Gallery. The surface is covered in **bluestone**, so it may be **slippery** when wet.



Figure 2. RMIT Gallery

Turn right into Rodda Lane. You will recognise the lane because there is a **large RMIT sign on the floor**. You will see a set of automatic doors leading into Building 8 on the left.



Figure 3. Rodda Lane




Figure 4. Building 8 entrance on Rodda Lane

Walk past the sliding doors and turn to the right toward the lift. Note that this area is lit with **fluorescent lights** and lift may require swipe access outside of Open Day



Figure 53. Sliding doors on Building 8



Figure 6. Inside Building 8. Lifts on the right

Take the lift to level 5 and walk through the sliding doors on your left. You will be at the back of the Library.




Figure 7. Library back entrance

To head to the front desk and the Sensory Friendly spaces, turn to the right along the wooden desk once you're inside the Library and walk toward the end of the stack of books



Figure 8. Library interior



Figure 9. A Library corridor

Make a right and follow along the uncarpeted path. The Library information desk will be on the left at the end of the path. Note that there are protruding sitting areas on the left of the uncarpeted path.



Figure 10. Uncarpeted corridor in the Library




Figure 11. The end of the corridor




Figure 12. Heading toward the Library main entrance